



Real GDP 2020: -3.6%

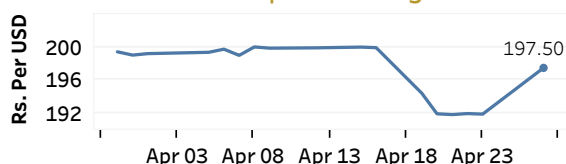
NCPI Y-o-Y Change (2013=100) Mar: 5.1%

CCPI Y-o-Y Change (2013=100) Mar: 4.1%

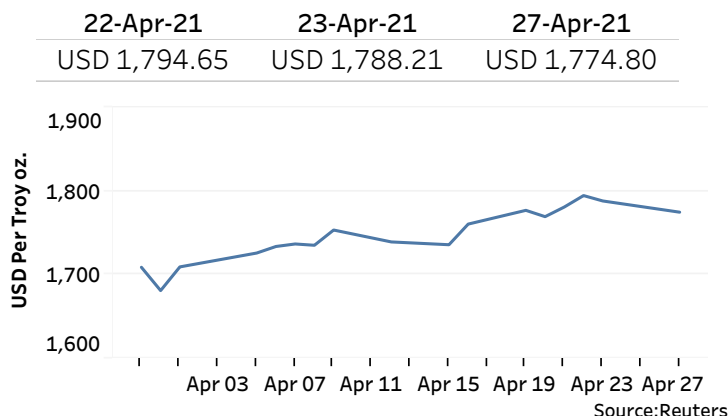
## Exchange Rates

27-Apr-21	TT Buying	TT Selling
Rs. Per Unit		
USD	194.3865	199.4185
GBP	268.6749	276.6577
EUR	233.4294	240.7216
JPY	1.7951	1.8431

## Indicative USD Spot Exchange Rate



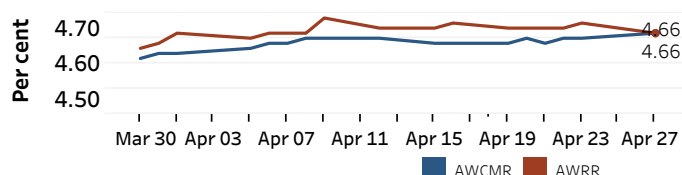
## Gold Price



## Money Market

Policy Rates: SDF Rate: 4.50% SLF Rate: 5.50% Bank Rate: 8.50% SRR: 2.00%

## Overnight Money Market Rates



## Yield Rates of T-Bills

	Primary Market	Secondary Market
	23-Apr-21	23-Apr-21
91 Day	5.10	5.10
182 Day	5.13	5.21
364 Day	5.18	5.02

Source: Central Bank of Sri Lanka

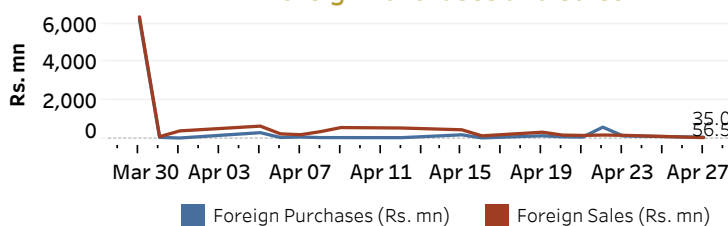
	23-Apr-21	27-Apr-21
Overnight Liquidity (Rs. bn)	149.00	155.70

## Share Market

ASPI	27-Apr-21	7,066.70
S&P SL20		2,802.06
Daily Turnover		Rs. 1,948.75 mn

Market Capitalisation	PE Ratio
Rs. 3,115.74 bn	14.3

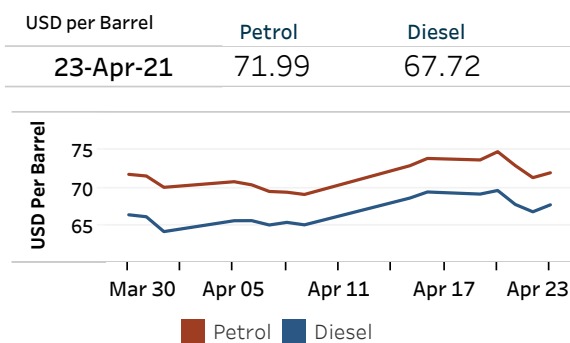
## Foreign Purchases and Sales



Source: Colombo Stock Exchange

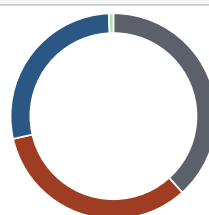
## Energy

## Refined Oil Products - Singapore Market



## Electricity Generation

	27-Apr-21
Total Energy (GWh)	46.53
Peak Demand (MW)	2,696.60



Per cent	
38.3	Thermal Coal
33.1	Thermal Oil
27.8	Hydro
0.7	Wind

Source: Ceylon Electricity Board