

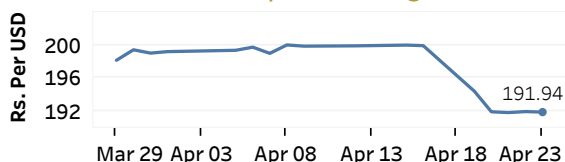


Real GDP 2020: -3.6%    NCPY Y-o-Y Change (2013=100) Mar: 5.1%    CCPI Y-o-Y Change (2013=100) Mar: 4.1%

### Exchange Rates

23-Apr-21	TT Buying	TT Selling
Rs. Per Unit		
USD	192.5105	198.4895
GBP	267.2587	277.3825
EUR	230.2537	239.4947
JPY	1.7949	1.8610

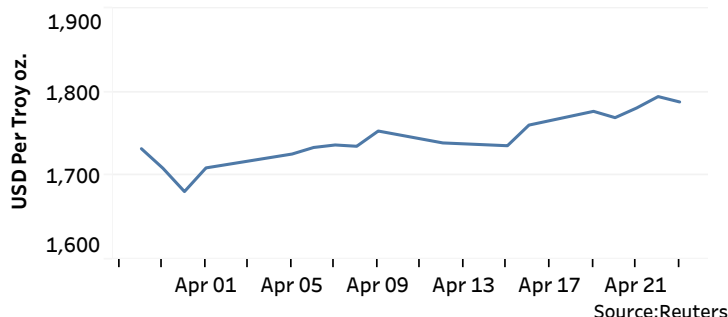
#### Indicative USD Spot Exchange Rate



Source: Central Bank of Sri Lanka

### Gold Price

21-Apr-21	22-Apr-21	23-Apr-21
USD 1,780.99	USD 1,794.65	USD 1,788.21

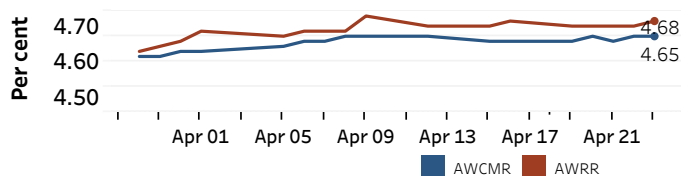


Source: Reuters

### Money Market

Policy Rates: SDF Rate: 4.50%    SLF Rate: 5.50%    Bank Rate: 8.50%    SRR: 2.00%

#### Overnight Money Market Rates



22-Apr-21    23-Apr-21

Overnight Liquidity (Rs. bn)    137.46    149.00

#### Yield Rates of T-Bills

	Primary Market 16-Apr-21	Secondary Market 22-Apr-21
91 Day	5.09	4.98
182 Day	5.12	5.06
364 Day	5.15	4.96

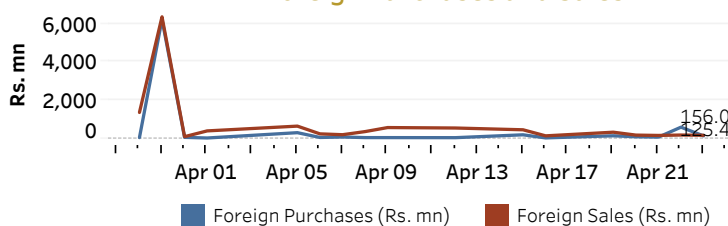
Source: Central Bank of Sri Lanka

### Share Market

	23-Apr-21
ASPI	7,232.65
S&P SL20	2,879.17
Daily Turnover	Rs. 2,366.87 mn

Market Capitalisation	PE Ratio
Rs. 3,188.91 bn	14.7

#### Foreign Purchases and Sales

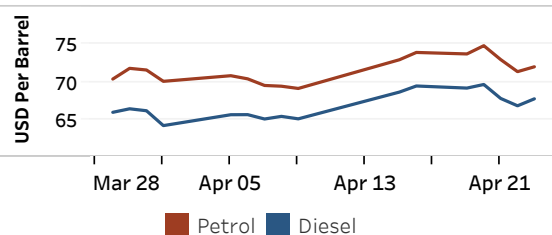


Source: Colombo Stock Exchange

### Energy

#### Refined Oil Products - Singapore Market

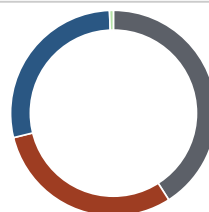
USD per Barrel	Petrol	Diesel
23-Apr-21	71.99	67.72



Source: Reuters

#### Electricity Generation

	23-Apr-21
Total Energy (GWh)	43.82
Peak Demand (MW)	2,490.00



Per cent	Source
41.0	Thermal Coal
30.2	Thermal Oil
28.2	Hydro
0.6	Wind

Source: Ceylon Electricity Board