

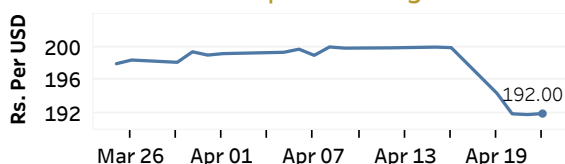


Real GDP 2020: -3.6%    NCPY Y-o-Y Change (2013=100) Mar: 5.1%    CCPI Y-o-Y Change (2013=100) Mar: 4.1%

### Exchange Rates

22-Apr-21	TT Buying	TT Selling
Rs. Per Unit		
USD	193.4075	199.3925
GBP	271.2791	280.6066
EUR	231.7657	240.9405
JPY	1.8008	1.8680

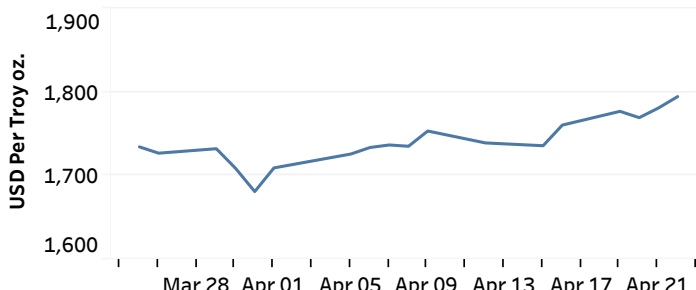
#### Indicative USD Spot Exchange Rate



Source: Central Bank of Sri Lanka

### Gold Price

20-Apr-21	21-Apr-21	22-Apr-21
USD 1,769.45	USD 1,780.99	USD 1,794.65

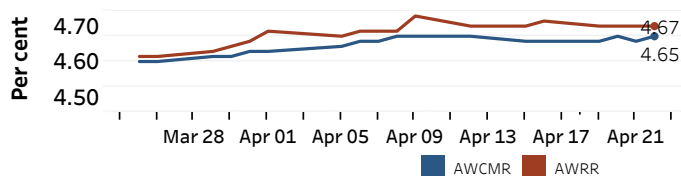


Source: Reuters

### Money Market

Policy Rates: SDF Rate: 4.50%    SLF Rate: 5.50%    Bank Rate: 8.50%    SRR: 2.00%

#### Overnight Money Market Rates



#### Yield Rates of T-Bills

	Primary Market	Secondary Market
	16-Apr-21	21-Apr-21
91 Day	5.09	4.98
182 Day	5.12	5.04
364 Day	5.15	4.95

	21-Apr-21	22-Apr-21
Overnight Liquidity (Rs. bn)	118.01	137.46

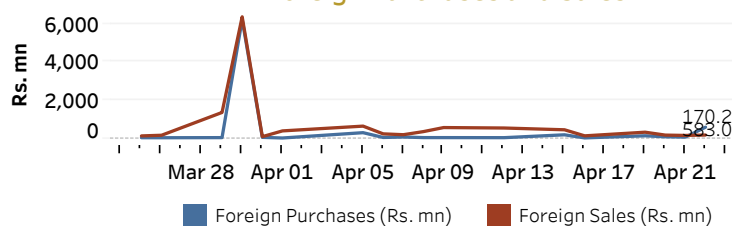
Source: Central Bank of Sri Lanka

### Share Market

	22-Apr-21
ASPI	7,327.91
S&P SL20	2,931.59
Daily Turnover	Rs. 2,609.15 mn

Market Capitalisation	PE Ratio
Rs. 3,230.91 bn	14.9

#### Foreign Purchases and Sales

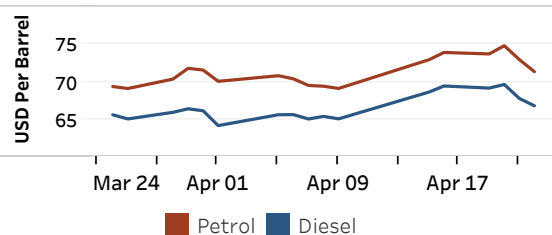


Source: Colombo Stock Exchange

### Energy

#### Refined Oil Products - Singapore Market

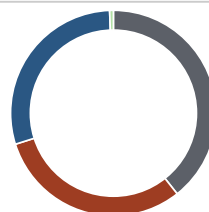
USD per Barrel	Petrol	Diesel
22-Apr-21	71.34	66.79



Source: Reuters

#### Electricity Generation

	22-Apr-21
Total Energy (GWh)	45.62
Peak Demand (MW)	2,566.03



Per cent  
39.4 Thermal Coal  
30.8 Thermal Oil  
29.3 Hydro  
0.6 Wind

Source: Ceylon Electricity Board