

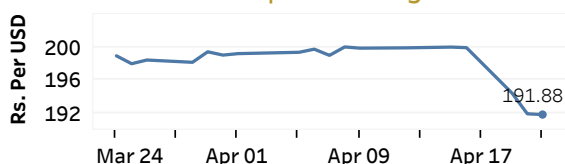


Real GDP 2020: -3.6%    NCPY Y-o-Y Change (2013=100) Mar: 5.1%    CCPI Y-o-Y Change (2013=100) Mar: 4.1%

### Exchange Rates

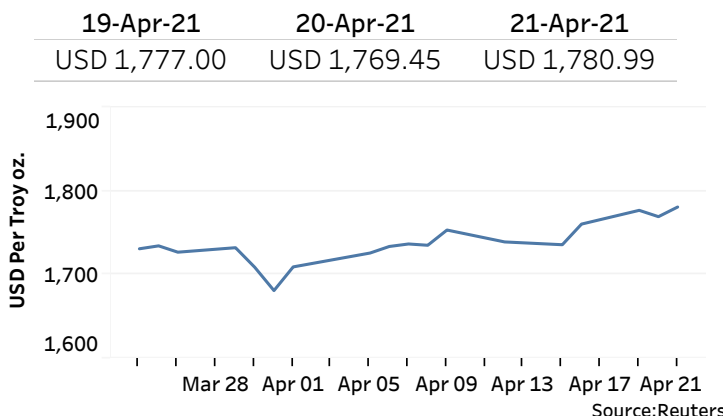
21-Apr-21	TT Buying	TT Selling
Rs. Per Unit		
USD	195.1000	200.9000
GBP	272.7549	283.0821
EUR	233.9960	242.6057
JPY	1.8075	1.8863

#### Indicative USD Spot Exchange Rate



Source: Central Bank of Sri Lanka

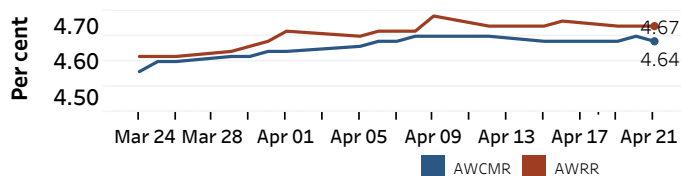
### Gold Price



### Money Market

Policy Rates: SDF Rate: 4.50%    SLF Rate: 5.50%    Bank Rate: 8.50%    SRR: 2.00%

#### Overnight Money Market Rates



#### Yield Rates of T-Bills

	Primary Market 16-Apr-21	Secondary Market 20-Apr-21
91 Day	5.09	5.04
182 Day	5.12	4.96
364 Day	5.15	4.95

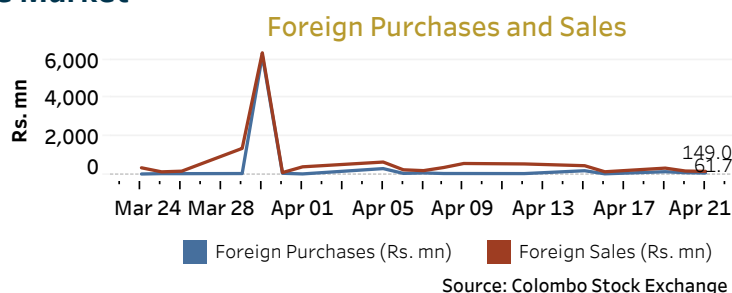
	20-Apr-21	21-Apr-21
Overnight Liquidity (Rs. bn)	119.81	118.01

Source: Central Bank of Sri Lanka

### Share Market

	21-Apr-21
ASPI	▲ 7,433.44
S&P SL20	▲ 2,977.32
Daily Turnover	Rs. 2,957.90 mn

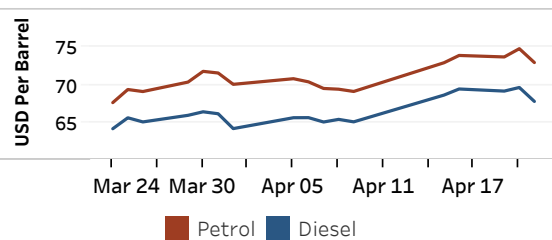
Market Capitalisation	PE Ratio
Rs. 3,255.82 bn	15.0



### Energy

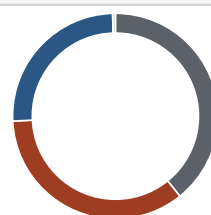
#### Refined Oil Products - Singapore Market

USD per Barrel	Petrol	Diesel
21-Apr-21	72.95	67.77



#### Electricity Generation

	21-Apr-21
Total Energy (GWh)	45.66
Peak Demand (MW)	2,598.85



Source: Ceylon Electricity Board