

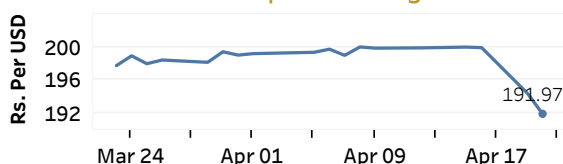


Real GDP 2020: -3.6% NCI Y-o-Y Change (2013=100) Feb: 4.2% CCPI Y-o-Y Change (2013=100) Mar: 4.1%

Exchange Rates

20-Apr-21	TT Buying	TT Selling
Rs. Per Unit		
USD	190.2905	195.2145
GBP	266.6861	274.0476
EUR	229.5439	235.9148
JPY	1.7583	1.8115

Indicative USD Spot Exchange Rate



Source: Central Bank of Sri Lanka

Gold Price

16-Apr-21	19-Apr-21	20-Apr-21
USD 1,760.60	USD 1,777.00	USD 1,769.45

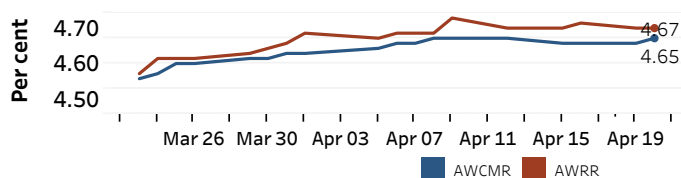


Source: Reuters

Money Market

Policy Rates: SDF Rate: 4.50% SLF Rate: 5.50% Bank Rate: 8.50% SRR: 2.00%

Overnight Money Market Rates



19-Apr-21 20-Apr-21

Overnight Liquidity (Rs. bn)	19-Apr-21	20-Apr-21
	101.08	119.81

Yield Rates of T-Bills

	Primary Market	Secondary Market
	16-Apr-21	19-Apr-21
91 Day	5.09	4.87
182 Day	5.12	5.09
364 Day	5.15	5.00

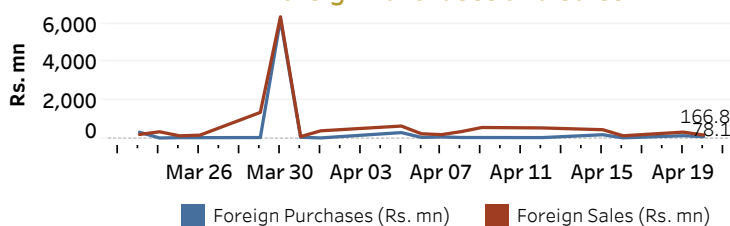
Source: Central Bank of Sri Lanka

Share Market

	20-Apr-21
ASPI	7,355.11
S&P SL20	2,955.56
Daily Turnover	Rs. 3,691.90 mn

Market Capitalisation	PE Ratio
Rs. 3,221.52 bn	14.8

Foreign Purchases and Sales

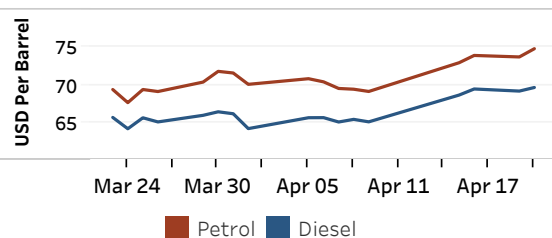


Source: Colombo Stock Exchange

Energy

Refined Oil Products - Singapore Market

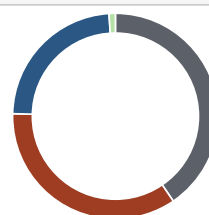
USD per Barrel	Petrol	Diesel
20-Apr-21	74.80	69.63



Source: Reuters

Electricity Generation

	20-Apr-21
Total Energy (GWh)	44.35
Peak Demand (MW)	2,602.00



Source: Ceylon Electricity Board