

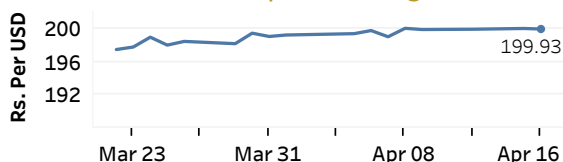


Real GDP 2020: -3.6% NCPI Y-o-Y Change (2013=100) Feb: 4.2% CCPI Y-o-Y Change (2013=100) Mar: 4.1%

Exchange Rates

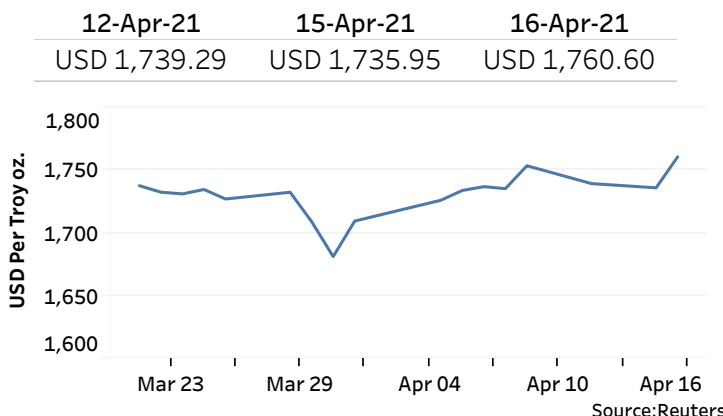
16-Apr-21	TT Buying	TT Selling
Rs. Per Unit		
USD	195.7200	201.2800
GBP	268.1955	278.0978
EUR	232.9598	241.6590
JPY	1.7981	1.8625

Indicative USD Spot Exchange Rate



Source: Central Bank of Sri Lanka

Gold Price

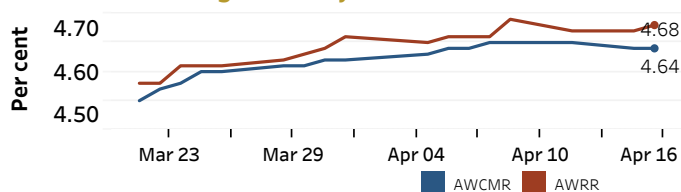


Source: Reuters

Money Market

Policy Rates: SDF Rate: 4.50% SLF Rate: 5.50% Bank Rate: 8.50% SRR: 2.00%

Overnight Money Market Rates



Yield Rates of T-Bills

	Primary Market 09-Apr-21	Secondary Market 15-Apr-21
91 Day	5.08	4.91
182 Day	5.12	5.00
364 Day	5.15	4.88

	15-Apr-21	16-Apr-21
Overnight Liquidity (Rs. bn)	74.18	80.79

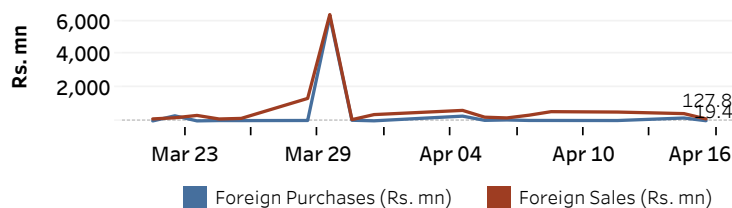
Source: Central Bank of Sri Lanka

Share Market

	16-Apr-21
ASPI	7,600.57
S&P SL20	3,071.50
Daily Turnover	Rs. 3,557.65 mn

Market Capitalisation	PE Ratio
Rs. 3,328.94 bn	15.2

Foreign Purchases and Sales

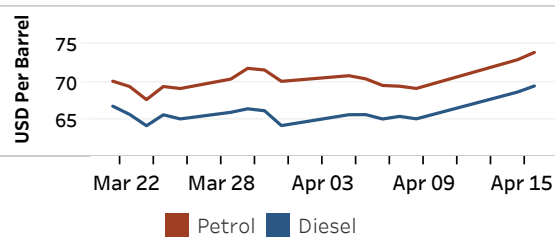


Source: Colombo Stock Exchange

Energy

Refined Oil Products - Singapore Market

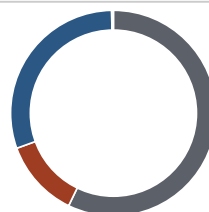
USD per Barrel	Petrol	Diesel
16-Apr-21	73.90	69.43



Source: Reuters

Electricity Generation

	16-Apr-21
Total Energy (GWh)	30.49
Peak Demand (MW)	1,968.30



Per cent	Source
57.2	Thermal Coal
12.3	Thermal Oil
30.3	Hydro
0.3	Wind

Source: Ceylon Electricity Board