

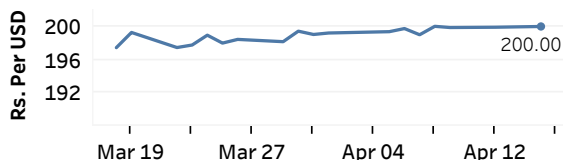


Real GDP 2020: -3.6%    NCPI Y-o-Y Change (2013=100) Feb: 4.2%    CCPI Y-o-Y Change (2013=100) Mar: 4.1%

### Exchange Rates

Rs. Per Unit	TT Buying	TT Selling
USD	199.8080	204.6280
GBP	276.0309	283.3963
EUR	238.3356	245.8497
JPY	1.8435	1.8915

#### Indicative USD Spot Exchange Rate



Source: Central Bank of Sri Lanka

### Gold Price

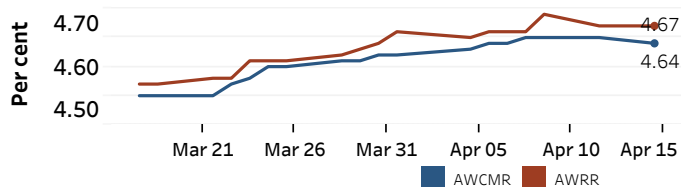


Source: Reuters

### Money Market

Policy Rates: SDF Rate: 4.50%    SLF Rate: 5.50%    Bank Rate: 8.50%    SRR: 2.00%

#### Overnight Money Market Rates



#### Yield Rates of T-Bills

	Primary Market	Secondary Market
	09-Apr-21	12-Apr-21
91 Day	5.08	4.89
182 Day	5.12	5.05
364 Day	5.15	4.88

	12-Apr-21	15-Apr-21
Overnight Liquidity (Rs. bn)	77.39	74.18

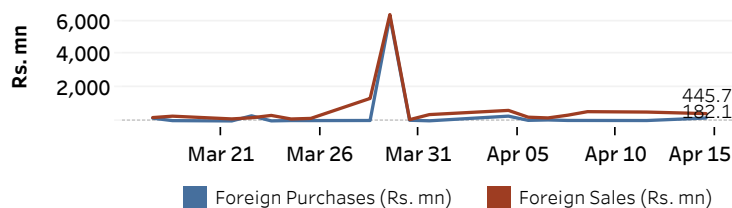
Source: Central Bank of Sri Lanka

### Share Market

	15-Apr-21
ASPI	7,644.38
S&P SL20	3,079.86
Daily Turnover	Rs. 4,717.99 mn

Market Capitalisation	PE Ratio
Rs. 3,348.13 bn	15.5

#### Foreign Purchases and Sales

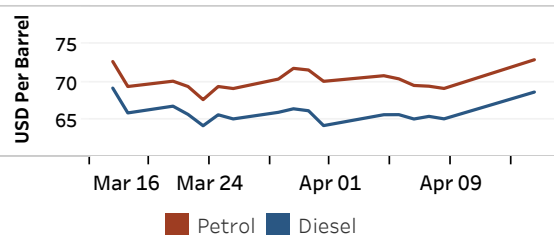


Source: Colombo Stock Exchange

### Energy

#### Refined Oil Products - Singapore Market

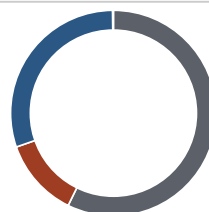
USD per Barrel	Petrol	Diesel
15-Apr-21	72.93	68.62



Source: Reuters

#### Electricity Generation

	15-Apr-21
Total Energy (GWh)	28.82
Peak Demand (MW)	1,872.70



Per cent	Source
57.3	Thermal Coal
12.4	Thermal Oil
30.2	Hydro
0.1	Wind

Source: Ceylon Electricity Board