

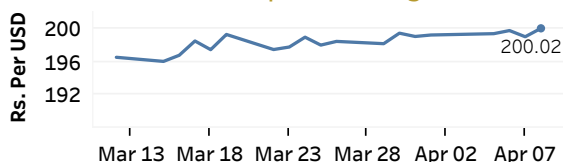


Real GDP 2020: -3.6% NCPI Y-o-Y Change (2013=100) Feb: 4.2% CCPI Y-o-Y Change (2013=100) Mar: 4.1%

Exchange Rates

08-Apr-21	TT Buying	TT Selling
Rs. Per Unit		
USD	199.2100	203.5000
GBP	274.0640	280.5288
EUR	235.5180	242.1778
JPY	1.8123	1.8608

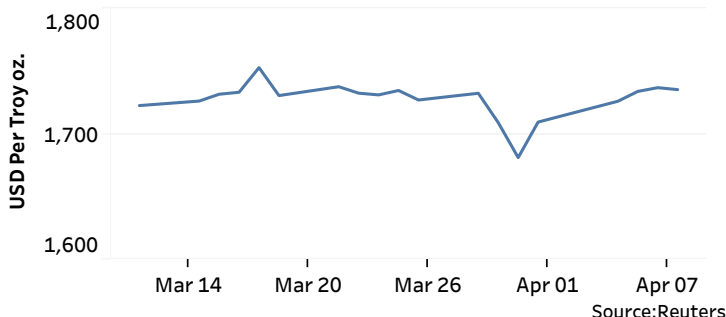
Indicative USD Spot Exchange Rate



Source: Central Bank of Sri Lanka

Gold Price

06-Apr-21	07-Apr-21	08-Apr-21
USD 1,733.86	USD 1,736.84	USD 1,735.29

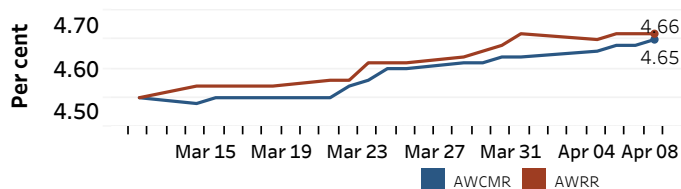


Source: Reuters

Money Market

Policy Rates: SDF Rate: 4.50% SLF Rate: 5.50% Bank Rate: 8.50% SRR: 2.00%

Overnight Money Market Rates



	07-Apr-21	08-Apr-21
Overnight Liquidity (Rs. bn)	115.01	111.36

Yield Rates of T-Bills

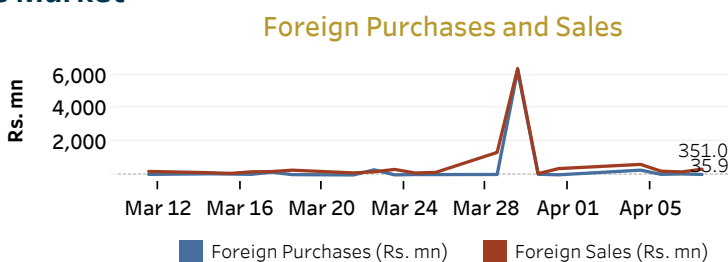
	Primary Market 01-Apr-21	Secondary Market 07-Apr-21
91 Day	5.05	5.03
182 Day	5.10	4.83
364 Day	-	4.85

Source: Central Bank of Sri Lanka

Share Market

08-Apr-21	
ASPI	7,412.46 ▲
S&P SL20	3,002.71 ▲
Daily Turnover	
Rs. 3,915.52 mn	

Market Capitalisation	PE Ratio
Rs. 3,238.49 bn	15.2

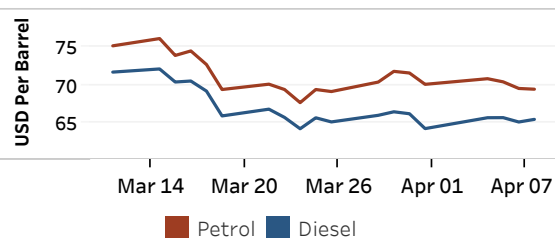


Source: Colombo Stock Exchange

Energy

Refined Oil Products - Singapore Market

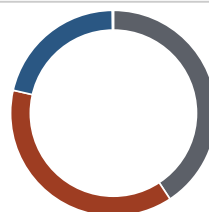
USD per Barrel	Petrol	Diesel
08-Apr-21	69.40	65.38



Source: Reuters

Electricity Generation

	08-Apr-21
Total Energy (GWh)	48.17
Peak Demand (MW)	2,738.40



Source: Ceylon Electricity Board