

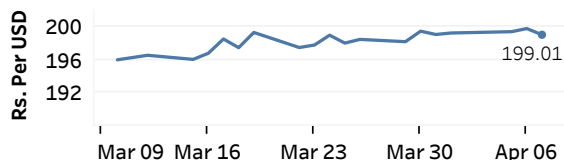


Real GDP 2020: -3.6%    NCPI Y-o-Y Change (2013=100) Feb: 4.2%    CCPI Y-o-Y Change (2013=100) Mar: 4.1%

### Exchange Rates

07-Apr-21		
Rs. Per Unit	TT Buying	TT Selling
USD	198.5600	202.8800
GBP	273.7659	281.1486
EUR	234.7038	241.4195
JPY	1.8020	1.8554

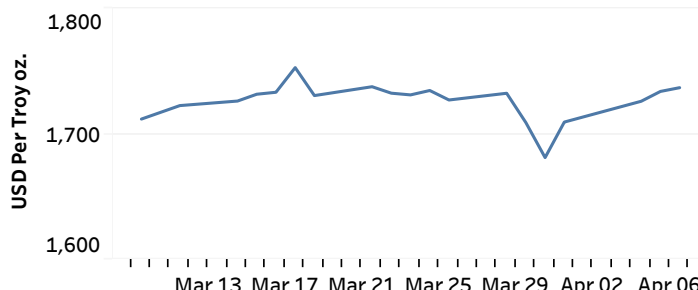
#### Indicative USD Spot Exchange Rate



Source: Central Bank of Sri Lanka

### Gold Price

05-Apr-21	06-Apr-21	07-Apr-21
USD 1,726.03	USD 1,733.86	USD 1,736.84

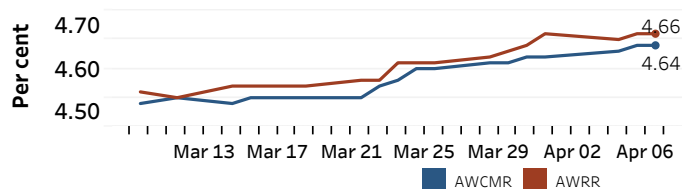


Source: Reuters

### Money Market

Policy Rates: SDF Rate: 4.50%    SLF Rate: 5.50%    Bank Rate: 8.50%    SRR: 2.00%

#### Overnight Money Market Rates



#### Yield Rates of T-Bills

	Primary Market	Secondary Market
	01-Apr-21	06-Apr-21
91 Day	5.05	4.87
182 Day	5.10	4.79
364 Day	-	4.77

Source: Central Bank of Sri Lanka

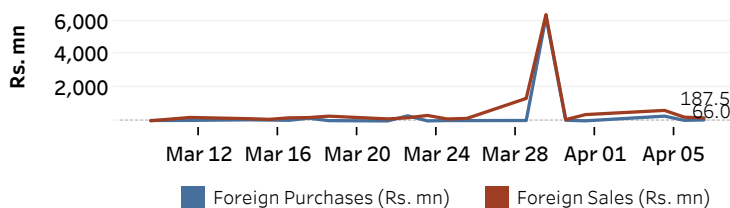
	06-Apr-21	07-Apr-21
Overnight Liquidity (Rs. bn)	122.31	115.01

### Share Market

07-Apr-21		
ASPI	▲	7,310.26
S&P SL20	▲	2,954.94
Daily Turnover		
Rs. 5,164.89 mn		

Market Capitalisation	PE Ratio
Rs. 3,193.84 bn	15.2

#### Foreign Purchases and Sales

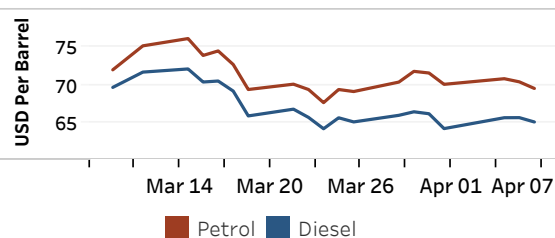


Source: Colombo Stock Exchange

### Energy

#### Refined Oil Products - Singapore Market

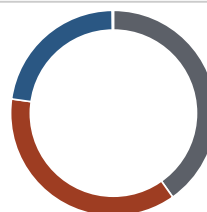
USD per Barrel	Petrol	Diesel
07-Apr-21	69.50	65.03



Source: Reuters

#### Electricity Generation

	07-Apr-21
Total Energy (GWh)	48.74
Peak Demand (MW)	2,711.70



Source: Ceylon Electricity Board