

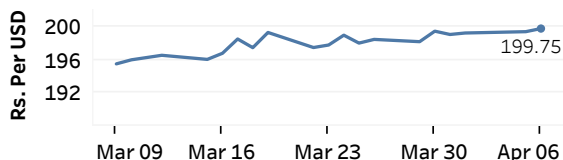


Real GDP 2020: -3.6%    NCPI Y-o-Y Change (2013=100) Feb: 4.2%    CCPI Y-o-Y Change (2013=100) Mar: 4.1%

### Exchange Rates

06-Apr-21		
Rs. Per Unit	TT Buying	TT Selling
USD	198.0000	202.7000
GBP	274.5648	282.1003
EUR	232.9319	239.9963
JPY	1.7950	1.8424

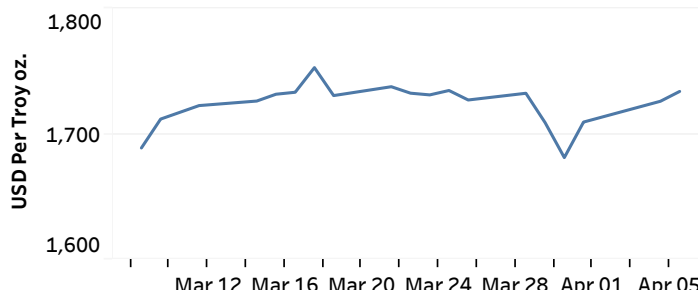
#### Indicative USD Spot Exchange Rate



Source: Central Bank of Sri Lanka

### Gold Price

01-Apr-21	05-Apr-21	06-Apr-21
USD 1,709.47	USD 1,726.03	USD 1,733.86

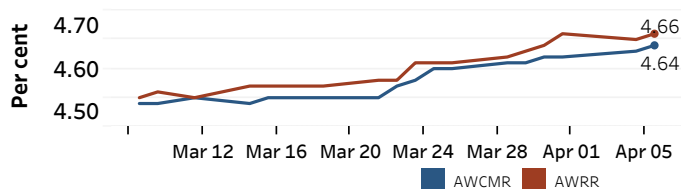


Source: Reuters

### Money Market

Policy Rates: SDF Rate: 4.50%    SLF Rate: 5.50%    Bank Rate: 8.50%    SRR: 2.00%

#### Overnight Money Market Rates



	05-Apr-21	06-Apr-21
Overnight Liquidity (Rs. bn)	81.87	122.31

#### Yield Rates of T-Bills

	Primary Market	Secondary Market
	01-Apr-21	05-Apr-21
91 Day	5.05	4.90
182 Day	5.10	4.91
364 Day	-	4.75

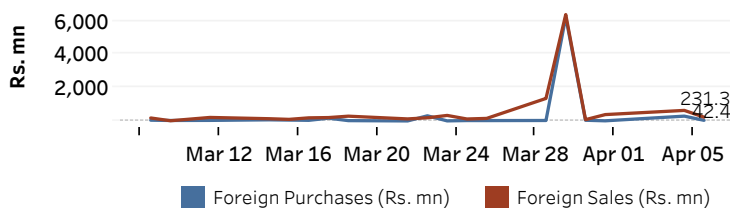
Source: Central Bank of Sri Lanka

### Share Market

06-Apr-21		
ASPI	▲	7,280.27
S&P SL20	▲	2,934.48
Daily Turnover		
Rs. 2,483.62 mn		

Market Capitalisation	PE Ratio
Rs. 3,180.74 bn	15.1

#### Foreign Purchases and Sales

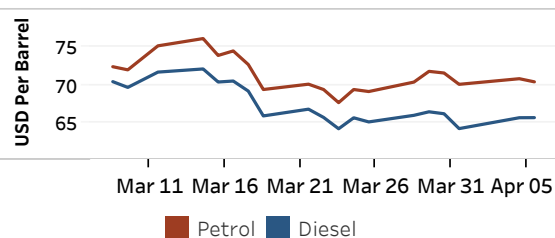


Source: Colombo Stock Exchange

### Energy

#### Refined Oil Products - Singapore Market

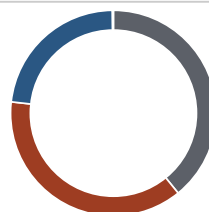
USD per Barrel	Petrol	Diesel
06-Apr-21	70.38	65.61



Source: Reuters

#### Electricity Generation

06-Apr-21	
Total Energy (GWh)	50.08
Peak Demand (MW)	2,801.60



Source: Ceylon Electricity Board