



Real GDP 2020: -3.6% NCPI Y-o-Y Change (2013=100) Feb: 4.2% CCPI Y-o-Y Change (2013=100) Mar: 4.1%

Exchange Rates

05-Apr-21

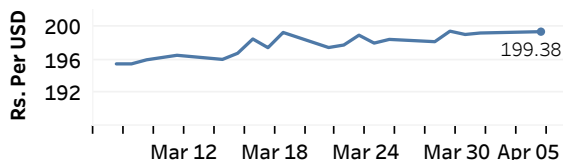
Rs. Per Unit

TT Buying

TT Selling

USD	197.2500	201.9500
GBP	272.8670	280.0819
EUR	231.3073	238.3815
JPY	1.7827	1.8324

Indicative USD Spot Exchange Rate



Source: Central Bank of Sri Lanka

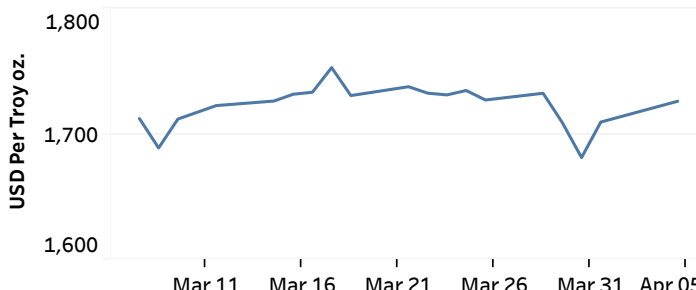
Gold Price

31-Mar-21

01-Apr-21

05-Apr-21

USD 1,681.20	USD 1,709.47	USD 1,726.03
--------------	--------------	--------------

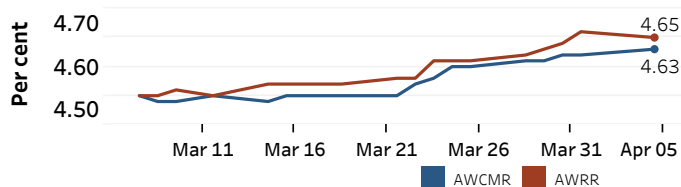


Source: Reuters

Money Market

Policy Rates: SDF Rate: 4.50% SLF Rate: 5.50% Bank Rate: 8.50% SRR: 2.00%

Overnight Money Market Rates



01-Apr-21 05-Apr-21

Overnight Liquidity (Rs. bn)	86.33	81.87
------------------------------	-------	-------

Yield Rates of T-Bills

	Primary Market	Secondary Market
	01-Apr-21	01-Apr-21
91 Day	5.05	4.90
182 Day	5.10	5.10
364 Day	-	4.88

Source: Central Bank of Sri Lanka

Share Market

05-Apr-21

ASPI ▲ 7,217.83

S&P SL20 ▲ 2,874.30

Daily Turnover

Rs. 2,097.83 mn

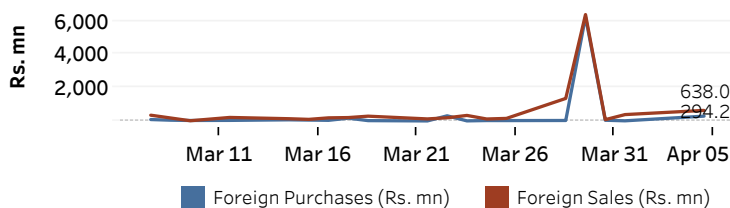
Market Capitalisation

Rs. 3,153.44 bn

PE Ratio

15.2

Foreign Purchases and Sales



Source: Colombo Stock Exchange

Energy

Refined Oil Products - Singapore Market

USD per Barrel

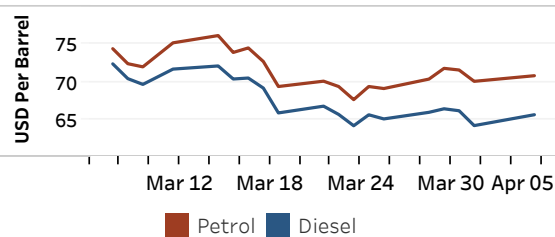
Petrol

Diesel

05-Apr-21

70.80

65.60



Source: Reuters

Electricity Generation

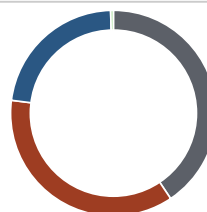
05-Apr-21

Total Energy (GWh)

48.22

Peak Demand (MW)

2,775.80



Source: Ceylon Electricity Board