

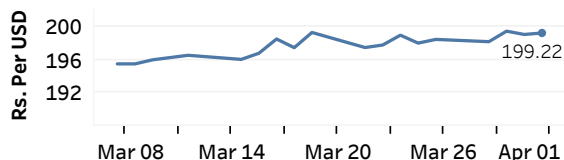


Real GDP 2020: -3.6% NCPI Y-o-Y Change (2013=100) Feb: 4.2% CCPI Y-o-Y Change (2013=100) Mar: 4.1%

Exchange Rates

01-Apr-21	TT Buying	TT Selling
Rs. Per Unit		
USD	197.0000	202.1000
GBP	270.8872	279.2492
EUR	230.3546	237.6821
JPY	1.7815	1.8344

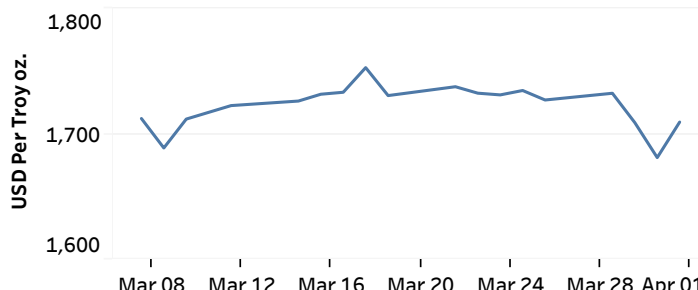
Indicative USD Spot Exchange Rate



Source: Central Bank of Sri Lanka

Gold Price

30-Mar-21	31-Mar-21	01-Apr-21
USD 1,709.02	USD 1,681.20	USD 1,709.47

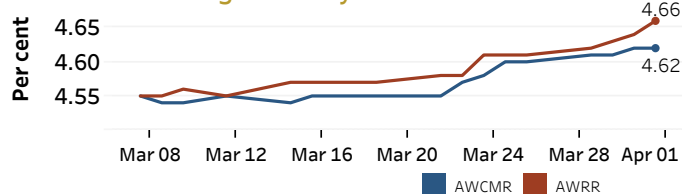


Source: Reuters

Money Market

Policy Rates: SDF Rate: 4.50% SLF Rate: 5.50% Bank Rate: 8.50% SRR: 2.00%

Overnight Money Market Rates



Yield Rates of T-Bills

	Primary Market	Secondary Market
	26-Mar-21	31-Mar-21
91 Day	5.04	4.90
182 Day	5.08	4.74
364 Day	5.11	4.85

	31-Mar-21	01-Apr-21
Overnight Liquidity (Rs. bn)	102.53	86.33

Source: Central Bank of Sri Lanka

Share Market

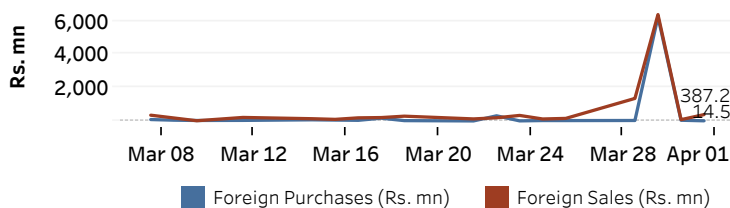
	01-Apr-21
ASPI	▲ 7,193.28
S&P SL20	▲ 2,867.72

Daily Turnover

Rs. 1,543.36 mn

Market Capitalisation	PE Ratio
Rs. 3,142.71 bn	15.0

Foreign Purchases and Sales

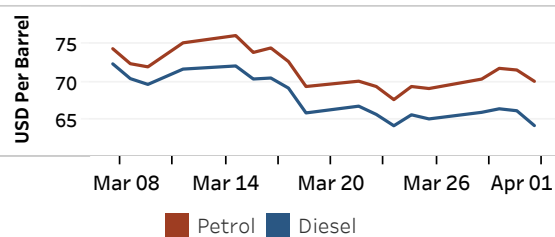


Source: Colombo Stock Exchange

Energy

Refined Oil Products - Singapore Market

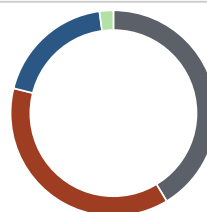
USD per Barrel	Petrol	Diesel
01-Apr-21	70.05	64.15



Source: Reuters

Electricity Generation

	01-Apr-21
Total Energy (GWh)	47.38
Peak Demand (MW)	2,671.40



Per cent
41.3
37.6
18.9
2.2

- Thermal Coal
- Thermal Oil
- Hydro
- Wind

Source: Ceylon Electricity Board