

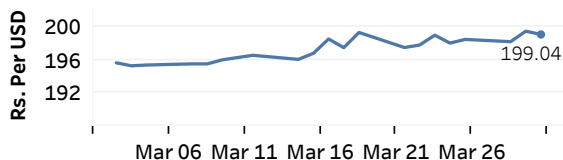


Real GDP 2020: -3.6% NCPI Y-o-Y Change (2013=100) Feb: 4.2% CCPI Y-o-Y Change (2013=100) Mar: 4.1%

Exchange Rates

31-Mar-21	TT Buying	TT Selling
Rs. Per Unit		
USD	197.6200	202.0400
GBP	269.8849	278.2425
EUR	229.8744	237.4016
JPY	1.7794	1.8322

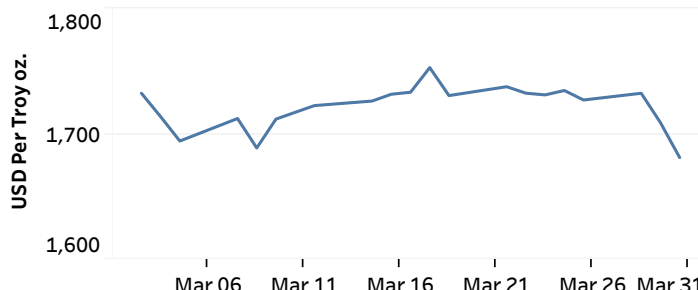
Indicative USD Spot Exchange Rate



Source: Central Bank of Sri Lanka

Gold Price

29-Mar-21	30-Mar-21	31-Mar-21
USD 1,732.39	USD 1,709.02	USD 1,681.20

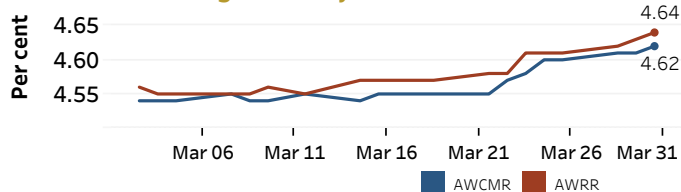


Source: Reuters

Money Market

Policy Rates: SDF Rate: 4.50% SLF Rate: 5.50% Bank Rate: 8.50% SRR: 2.00%

Overnight Money Market Rates



Yield Rates of T-Bills

	Primary Market	Secondary Market
	26-Mar-21	30-Mar-21
91 Day	5.04	4.80
182 Day	5.08	4.67
364 Day	5.11	5.09

Source: Central Bank of Sri Lanka

	30-Mar-21	31-Mar-21
Overnight Liquidity (Rs. bn)	102.59	102.53

Share Market

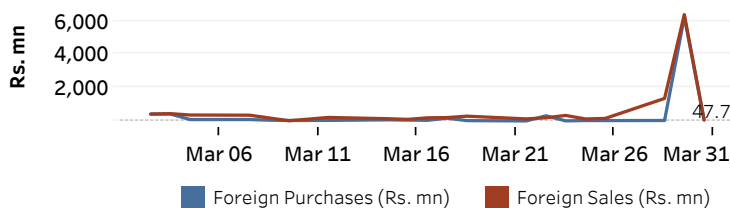
	31-Mar-21
ASPI	7,121.28 ▲
S&P SL20	2,850.12 ▼

Daily Turnover

Rs. 777.89 mn

Market Capitalisation	PE Ratio
Rs. 3,111.26 bn	15.0

Foreign Purchases and Sales

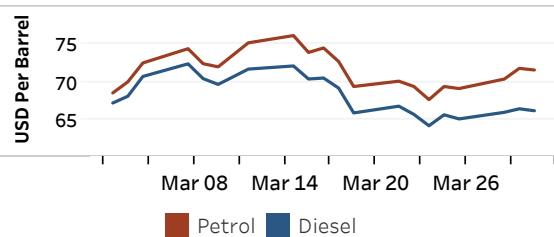


Source: Colombo Stock Exchange

Energy

Refined Oil Products - Singapore Market

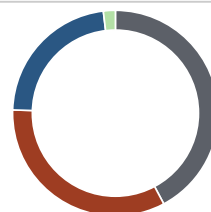
USD per Barrel	Petrol	Diesel
31-Mar-21	71.56	66.13



Source: Reuters

Electricity Generation

	31-Mar-21
Total Energy (GWh)	46.48
Peak Demand (MW)	2,674.10



Per cent	Source
42.2	Thermal Coal
33.3	Thermal Oil
22.6	Hydro
1.9	Wind

Source: Ceylon Electricity Board