



Real GDP 2020: -3.6% NCPI Y-o-Y Change (2013=100) Feb: 4.2% CCPI Y-o-Y Change (2013=100) Feb: 3.3%

Exchange Rates

30-Mar-21	TT Buying	TT Selling
Rs. Per Unit		
USD	196.8300	201.9300
GBP	271.9896	278.3944
EUR	231.9724	238.1610
JPY	1.7941	1.8397

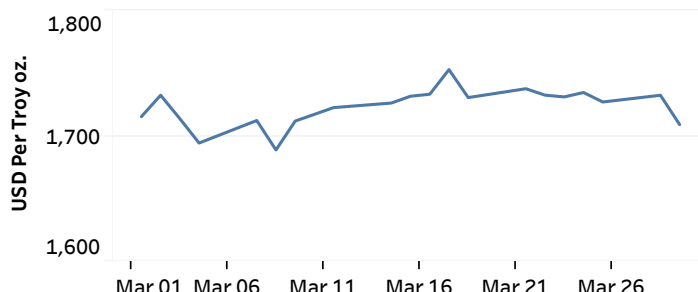
Indicative USD Spot Exchange Rate



Source: Central Bank of Sri Lanka

Gold Price

26-Mar-21	29-Mar-21	30-Mar-21
USD 1,727.04	USD 1,732.39	USD 1,709.02

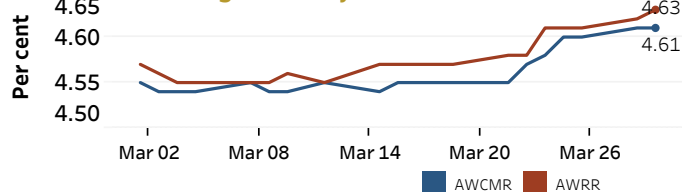


Source: Reuters

Money Market

Policy Rates: SDF Rate: 4.50% SLF Rate: 5.50% Bank Rate: 8.50% SRR: 2.00%

Overnight Money Market Rates



Yield Rates of T-Bills

	Primary Market	Secondary Market
	26-Mar-21	29-Mar-21
91 Day	5.04	4.97
182 Day	5.08	4.67
364 Day	5.11	4.95

Overnight Liquidity (Rs. bn)	29-Mar-21	30-Mar-21
	110.37	102.59

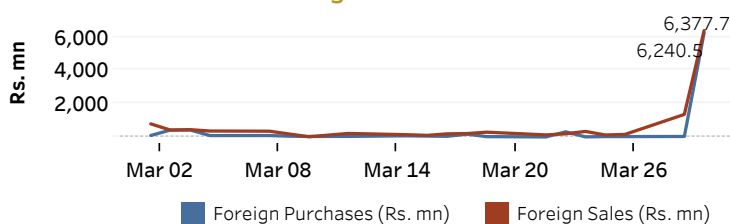
Source: Central Bank of Sri Lanka

Share Market

	30-Mar-21
ASPI	7,115.12
S&P SL20	2,881.67
Daily Turnover	Rs. 7,449.50 mn

Market Capitalisation	PE Ratio
Rs. 3,108.57 bn	14.9

Foreign Purchases and Sales

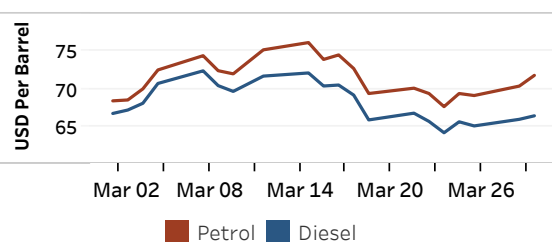


Source: Colombo Stock Exchange

Energy

Refined Oil Products - Singapore Market

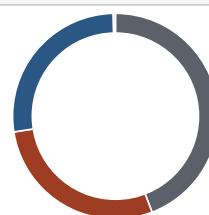
USD per Barrel	Petrol	Diesel
30-Mar-21	71.78	66.39



Source: Reuters

Electricity Generation

	30-Mar-21
Total Energy (GWh)	43.19
Peak Demand (MW)	2,673.20



Source: Ceylon Electricity Board