

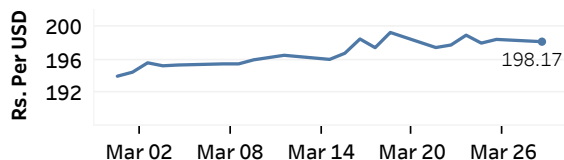


Real GDP 2020: -3.6% NCPI Y-o-Y Change (2013=100) Feb: 4.2% CCPI Y-o-Y Change (2013=100) Feb: 3.3%

Exchange Rates

29-Mar-21	TT Buying	TT Selling
Rs. Per Unit		
USD	197.2800	201.7700
GBP	271.9346	278.3447
EUR	232.3339	238.2552
JPY	1.7960	1.8461

Indicative USD Spot Exchange Rate



Source: Central Bank of Sri Lanka

Gold Price

25-Mar-21	26-Mar-21	29-Mar-21
USD 1,734.60	USD 1,727.04	USD 1,732.39

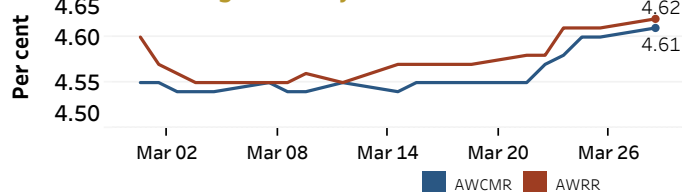


Source: Reuters

Money Market

Policy Rates: SDF Rate: 4.50% SLF Rate: 5.50% Bank Rate: 8.50% SRR: 2.00%

Overnight Money Market Rates



Yield Rates of T-Bills

	Primary Market	Secondary Market
	26-Mar-21	26-Mar-21
91 Day	5.04	4.97
182 Day	5.08	5.04
364 Day	5.11	4.97

Overnight Liquidity (Rs. bn)	26-Mar-21	29-Mar-21
	127.70	110.37

Source: Central Bank of Sri Lanka

Share Market

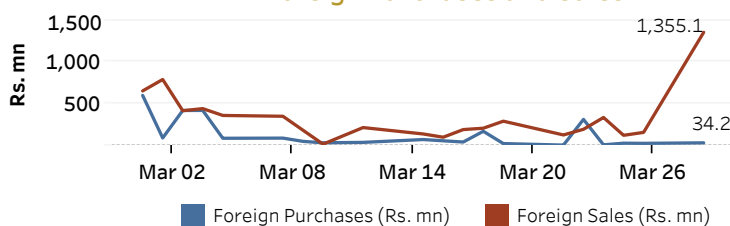
29-Mar-21		
ASPI	▲	7,127.69
S&P SL20	▲	2,884.14

Daily Turnover

Rs. 2,187.35 mn

Market Capitalisation	PE Ratio
Rs. 3,113.69 bn	14.0

Foreign Purchases and Sales

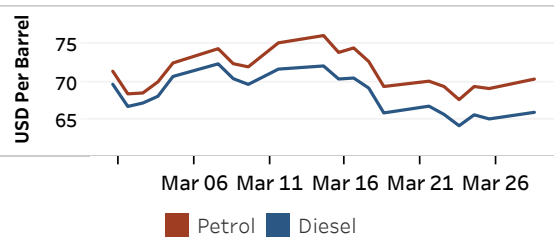


Source: Colombo Stock Exchange

Energy

Refined Oil Products - Singapore Market

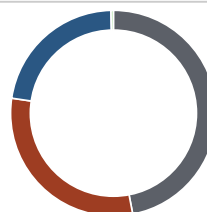
USD per Barrel	Petrol	Diesel
29-Mar-21	70.35	65.92



Source: Reuters

Electricity Generation

29-Mar-21	
Total Energy (GWh)	41.01
Peak Demand (MW)	2,462.50



Per cent	Source
47.0	Thermal Coal
30.3	Thermal Oil
22.3	Hydro
0.4	Wind

Source: Ceylon Electricity Board