

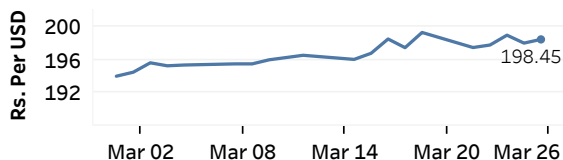


Real GDP 2020: -3.6% NCPI Y-o-Y Change (2013=100) Feb: 4.2% CCPI Y-o-Y Change (2013=100) Feb: 3.3%

Exchange Rates

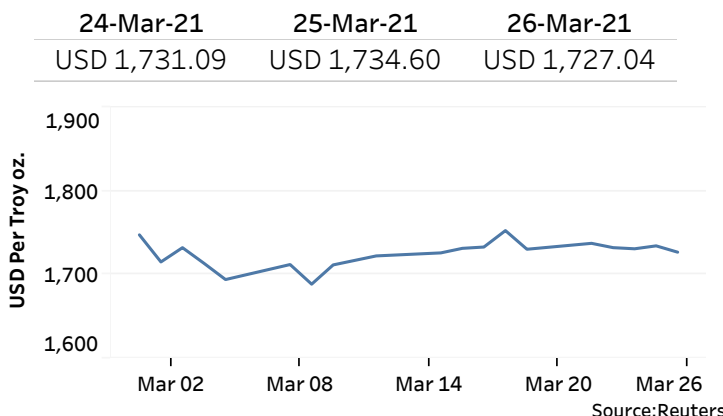
26-Mar-21	TT Buying	TT Selling
Rs. Per Unit		
USD	196.7200	201.6000
GBP	270.7005	277.8682
EUR	231.4562	238.0716
JPY	1.8026	1.8508

Indicative USD Spot Exchange Rate



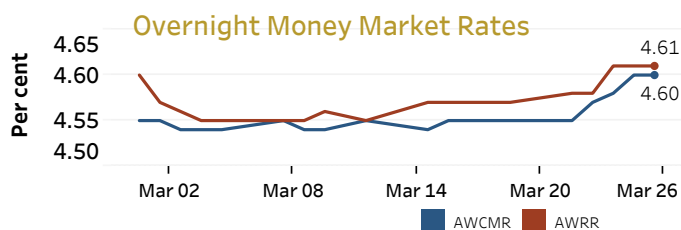
Source: Central Bank of Sri Lanka

Gold Price



Money Market

Policy Rates: SDF Rate: 4.50% SLF Rate: 5.50% Bank Rate: 8.50% SRR: 2.00%



	25-Mar-21	26-Mar-21
Overnight Liquidity (Rs. bn)	107.01	127.70

Yield Rates of T-Bills

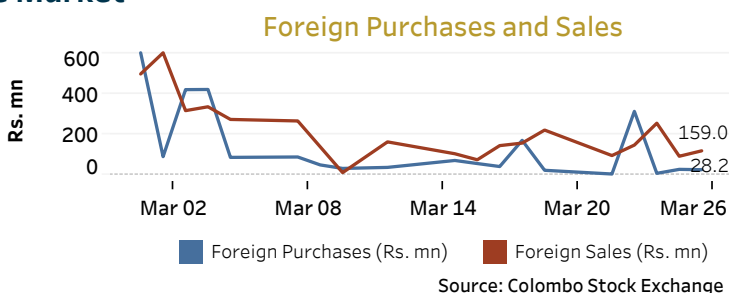
	Primary Market 19-Mar-21	Secondary Market 25-Mar-21
91 Day	5.01	4.67
182 Day	5.07	5.05
364 Day	5.11	4.67

Source: Central Bank of Sri Lanka

Share Market

26-Mar-21	
ASPI	7,097.39
S&P SL20	2,866.66
Daily Turnover	Rs. 1,610.41 mn

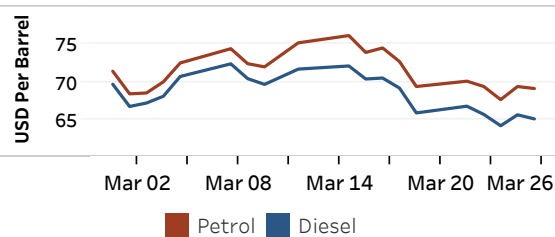
Market Capitalisation	PE Ratio
Rs. 3,100.45 bn	14.0



Energy

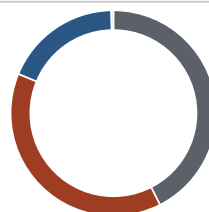
Refined Oil Products - Singapore Market

USD per Barrel	Petrol	Diesel
26-Mar-21	69.09	65.04



Electricity Generation

	26-Mar-21
Total Energy (GWh)	46.07
Peak Demand (MW)	2,530.90



Per cent	Source
42.5	Thermal Coal
38.7	Thermal Oil
18.4	Hydro
0.3	Wind

Source: Ceylon Electricity Board