

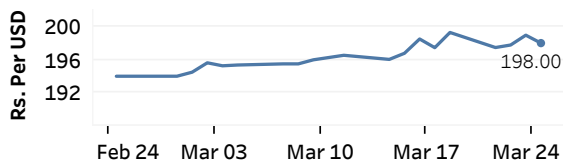


Real GDP 2020: -3.6% NCPI Y-o-Y Change (2013=100) Feb: 4.2% CCPI Y-o-Y Change (2013=100) Feb: 3.3%

Exchange Rates

25-Mar-21	TT Buying	TT Selling
Rs. Per Unit		
USD	196.4100	201.0100
GBP	269.7117	276.0268
EUR	232.2472	238.1682
JPY	1.8076	1.8523

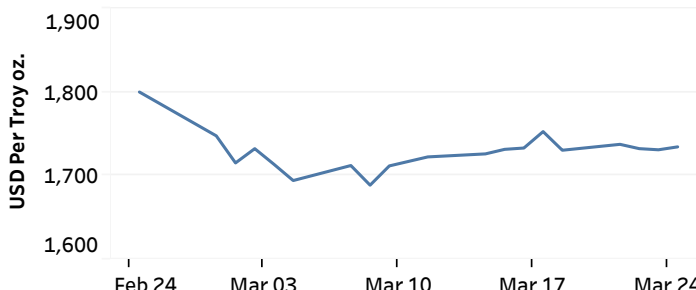
Indicative USD Spot Exchange Rate



Source: Central Bank of Sri Lanka

Gold Price

23-Mar-21	24-Mar-21	25-Mar-21
USD 1,732.46	USD 1,731.09	USD 1,734.60

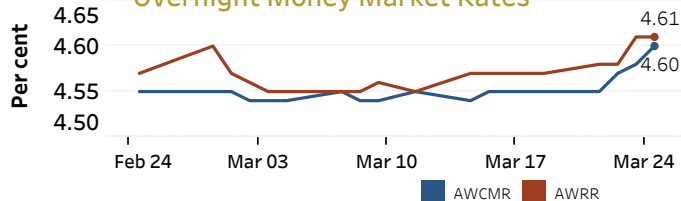


Source: Reuters

Money Market

Policy Rates: SDF Rate: 4.50% SLF Rate: 5.50% Bank Rate: 8.50% SRR: 2.00%

Overnight Money Market Rates



	24-Mar-21	25-Mar-21
Overnight Liquidity (Rs. bn)	102.11	107.01

Yield Rates of T-Bills

	Primary Market 19-Mar-21	Secondary Market 24-Mar-21
91 Day	5.01	4.67
182 Day	5.07	5.05
364 Day	5.11	4.67

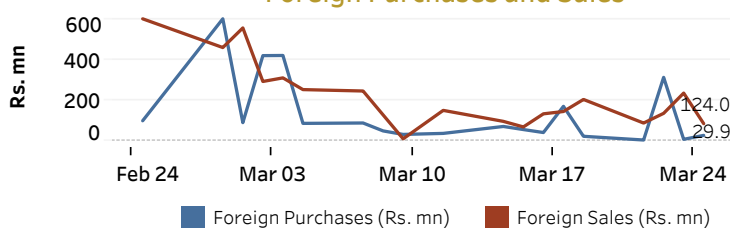
Source: Central Bank of Sri Lanka

Share Market

	25-Mar-21
ASPI	7,099.13
S&P SL20	2,854.25
Daily Turnover	Rs. 1,494.77 mn

Market Capitalisation	PE Ratio
Rs. 3,101.22 bn	13.7

Foreign Purchases and Sales

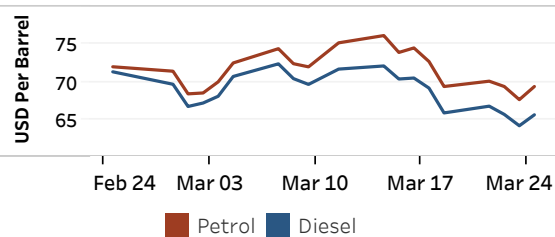


Source: Colombo Stock Exchange

Energy

Refined Oil Products - Singapore Market

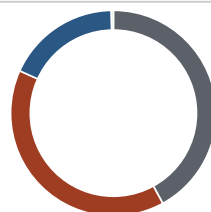
USD per Barrel	Petrol	Diesel
25-Mar-21	69.36	65.59



Source: Reuters

Electricity Generation

	25-Mar-21
Total Energy (GWh)	46.65
Peak Demand (MW)	2,626.10



Per cent	Source
42.0	Thermal Coal
39.7	Thermal Oil
17.9	Hydro
0.3	Wind

Source: Ceylon Electricity Board