



Real GDP 2020: -3.6% NCPI Y-o-Y Change (2013=100) Feb: 4.2% CCPI Y-o-Y Change (2013=100) Feb: 3.3%

Exchange Rates

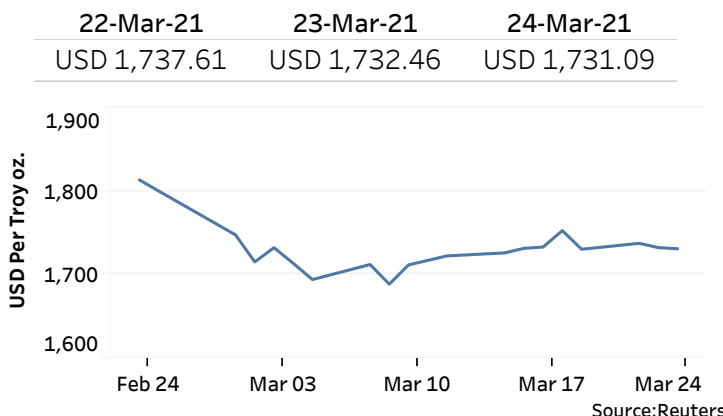
24-Mar-21	TT Buying	TT Selling
Rs. Per Unit		
USD	196.9248	201.1935
GBP	270.2723	276.6864
EUR	232.9637	238.9687
JPY	1.8139	1.8594

Indicative USD Spot Exchange Rate



Source: Central Bank of Sri Lanka

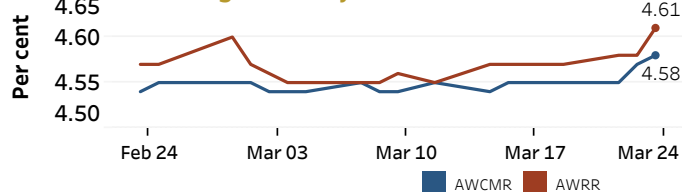
Gold Price



Money Market

Policy Rates: SDF Rate: 4.50% SLF Rate: 5.50% Bank Rate: 8.50% SRR: 2.00%

Overnight Money Market Rates



Yield Rates of T-Bills

	Primary Market 19-Mar-21	Secondary Market 23-Mar-21
91 Day	5.01	4.82
182 Day	5.07	5.05
364 Day	5.11	4.67

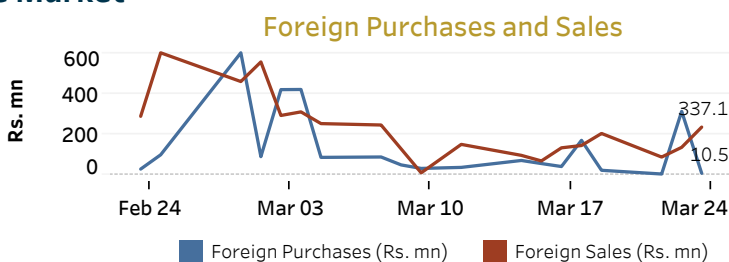
	23-Mar-21	24-Mar-21
Overnight Liquidity (Rs. bn)	100.67	102.11

Source: Central Bank of Sri Lanka

Share Market

24-Mar-21		
ASPI	▲	7,135.84
S&P SL20	▲	2,871.08
Daily Turnover		
Rs. 1,558.23 mn		

Market Capitalisation	PE Ratio
Rs. 3,117.25 bn	13.7

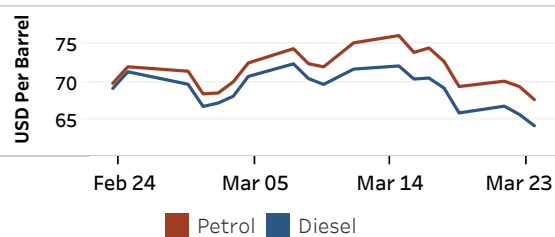


Source: Colombo Stock Exchange

Energy

Refined Oil Products - Singapore Market

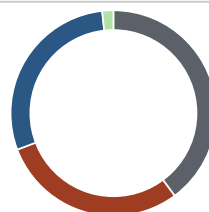
USD per Barrel	Petrol	Diesel
24-Mar-21	67.61	64.13



Source: Reuters

Electricity Generation

	24-Mar-21
Total Energy (GWh)	47.18
Peak Demand (MW)	2,604.10



Per cent	Source
41.6	Thermal Coal
39.3	Thermal Oil
18.7	Hydro
0.4	Wind

Source: Ceylon Electricity Board