

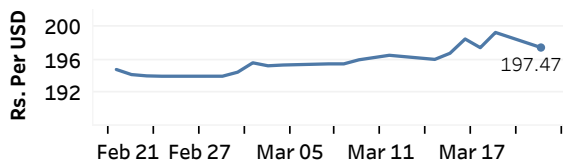


Real GDP 2020: -3.6%    NCPI Y-o-Y Change (2013=100) Feb: 4.2%    CCPI Y-o-Y Change (2013=100) Feb: 3.3%

### Exchange Rates

22-Mar-21	TT Buying	TT Selling
Rs. Per Unit		
USD	195.3773	200.0401
GBP	270.3295	277.2437
EUR	232.3628	238.3818
JPY	1.7959	1.8437

#### Indicative USD Spot Exchange Rate



Source: Central Bank of Sri Lanka

### Gold Price

18-Mar-21	19-Mar-21	22-Mar-21
USD 1,752.81	USD 1,730.56	USD 1,737.61

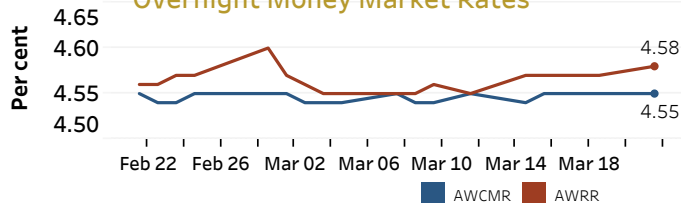


Source: Reuters

### Money Market

Policy Rates: SDF Rate: 4.50%    SLF Rate: 5.50%    Bank Rate: 8.50%    SRR: 2.00%

#### Overnight Money Market Rates



#### Yield Rates of T-Bills

	Primary Market	Secondary Market
	19-Mar-21	19-Mar-21
91 Day	5.01	4.95
182 Day	5.07	5.05
364 Day	5.11	5.04

	19-Mar-21	22-Mar-21
Overnight Liquidity (Rs. bn)	119.18	106.69

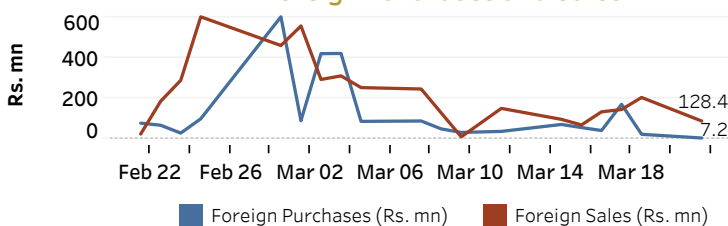
Source: Central Bank of Sri Lanka

### Share Market

22-Mar-21		
ASPI	▲	6,966.71
S&P SL20	▲	2,786.12
Daily Turnover		
Rs. 757.64 mn		

Market Capitalisation	PE Ratio
Rs. 3,043.45 bn	13.1

#### Foreign Purchases and Sales

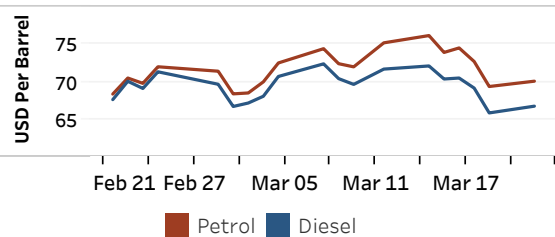


Source: Colombo Stock Exchange

### Energy

#### Refined Oil Products - Singapore Market

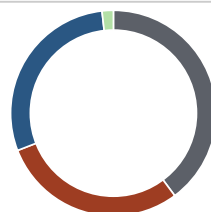
USD per Barrel	Petrol	Diesel
22-Mar-21	70.07	66.74



Source: Reuters

#### Electricity Generation

	22-Mar-21
Total Energy (GWh)	44.66
Peak Demand (MW)	2,581.61



Source: Ceylon Electricity Board