

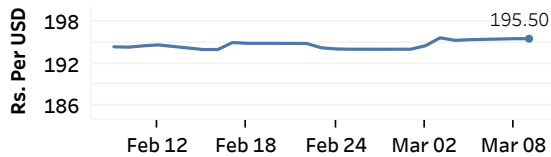


Real GDP 2020 Q3: 1.5% NCPI Y-o-Y Change (2013=100) Jan: 3.7% CCPI Y-o-Y Change (2013=100) Feb: 3.3%

Exchange Rates

09-Mar-21		
Rs. Per Unit	TT Buying	TT Selling
USD	194.3540	198.6820
GBP	268.8222	275.5686
EUR	229.8974	235.9540
JPY	1.7816	1.8276

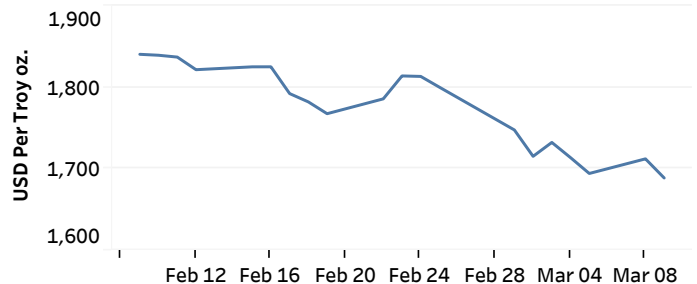
Indicative USD Spot Exchange Rate



Source: Central Bank of Sri Lanka

Gold Price

05-Mar-21	08-Mar-21	09-Mar-21
USD 1,694.36	USD 1,712.30	USD 1,688.85

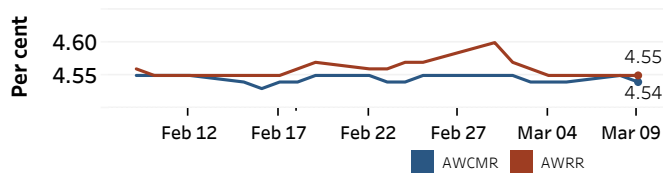


Source: Reuters

Money Market

Policy Rates: SDF Rate: 4.50% SLF Rate: 5.50% Bank Rate: 8.50% SRR: 2.00%

Overnight Money Market Rates



08-Mar-21 09-Mar-21

Overnight Liquidity (Rs. bn) 174.39 175.78

Yield Rates of T-Bills

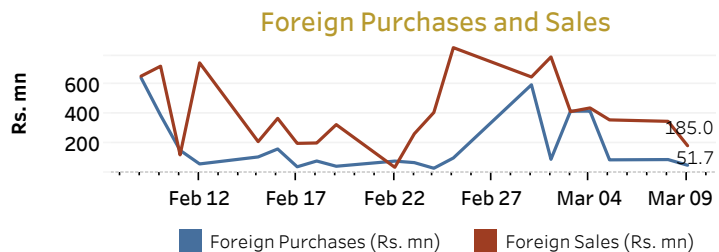
	Primary Market	Secondary Market
05-Mar-21		
08-Mar-21		
91 Day	4.95	4.37
182 Day	5.03	4.69
364 Day	5.10	5.07

Source: Central Bank of Sri Lanka

Share Market

09-Mar-21		
ASPI	▼	7,296.88
S&P SL20	▲	2,909.98
Daily Turnover		
Rs. 2,779.95 mn		

Market Capitalisation	PE Ratio
Rs. 3,190.97 bn	12.9

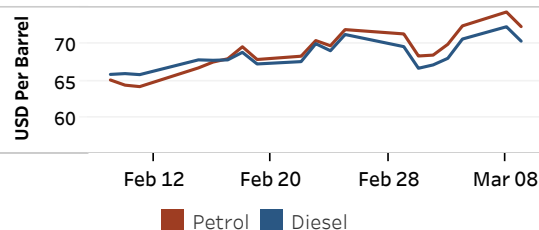


Source: Colombo Stock Exchange

Energy

Refined Oil Products - Singapore Market

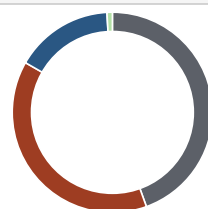
USD per Barrel	Petrol	Diesel
09-Mar-21	72.40	70.41



Source: Reuters

Electricity Generation

	09-Mar-21
Total Energy (GWh)	44.09
Peak Demand (MW)	2,527.00



Per cent	Source
44.5	Thermal Coal
38.8	Thermal Oil
15.9	Hydro
0.9	Wind

Source: Ceylon Electricity Board