

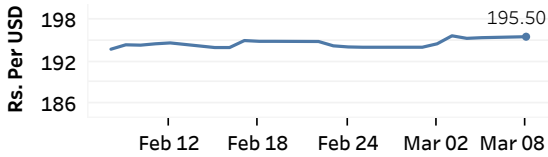


Real GDP 2020 Q3: 1.5% NCPI Y-o-Y Change (2013=100) Jan: 3.7% CCPI Y-o-Y Change (2013=100) Feb: 3.3%

### Exchange Rates

08-Mar-21		
Rs. Per Unit	TT Buying	TT Selling
USD	194.0460	198.5760
GBP	268.4053	275.1628
EUR	229.9072	236.8063
JPY	1.7905	1.8381

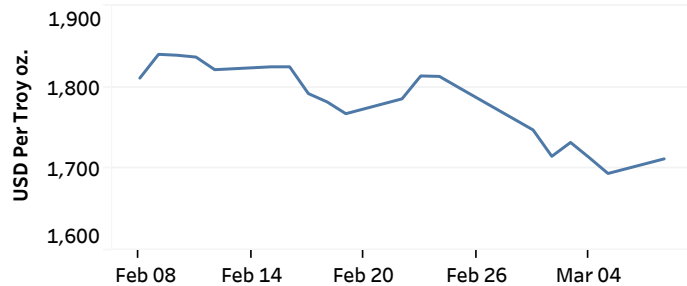
### Indicative USD Spot Exchange Rate



Source: Central Bank of Sri Lanka

### Gold Price

04-Mar-21	05-Mar-21	08-Mar-21
USD 1,713.75	USD 1,694.36	USD 1,712.30

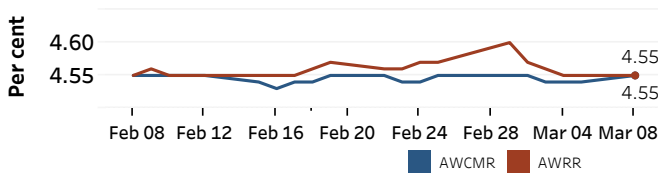


Source: Reuters

### Money Market

Policy Rates: SDF Rate: 4.50% SLF Rate: 5.50% Bank Rate: 8.50% SRR: 2.00%

#### Overnight Money Market Rates



05-Mar-21 08-Mar-21

Overnight Liquidity (Rs. bn)	05-Mar-21	08-Mar-21
	172.82	174.39

#### Yield Rates of T-Bills

	Primary Market	Secondary Market
	05-Mar-21	05-Mar-21
91 Day	4.95	4.34
182 Day	5.03	5.06
364 Day	5.10	5.07

Source: Central Bank of Sri Lanka

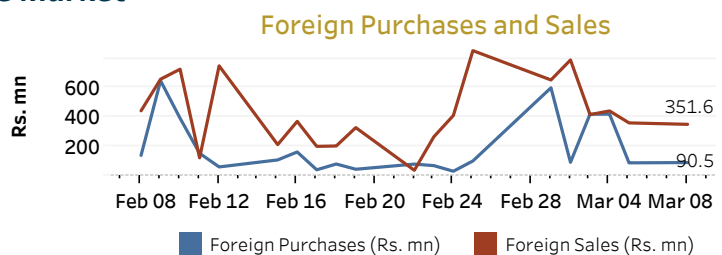
### Share Market

08-Mar-21		
ASPI	▲	7,318.43
S&P SL20	▲	2,906.69

#### Daily Turnover

Rs. 2,704.25 mn

Market Capitalisation	PE Ratio
Rs. 3,200.39 bn	12.9

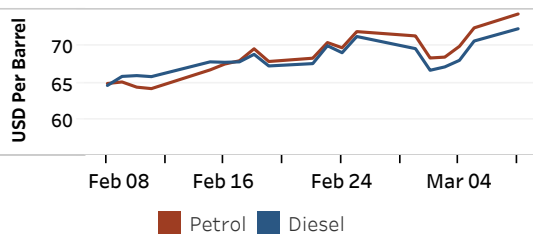


Source: Colombo Stock Exchange

### Energy

#### Refined Oil Products - Singapore Market

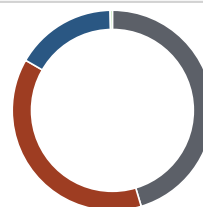
USD per Barrel	Petrol	Diesel
08-Mar-21	74.40	72.38



Source: Reuters

#### Electricity Generation

08-Mar-21	
Total Energy (GWh)	43.06
Peak Demand (MW)	2,308.07



Per cent	Source
45.4	Thermal Coal
38.0	Thermal Oil
16.3	Hydro
0.4	Wind

Source: Ceylon Electricity Board