

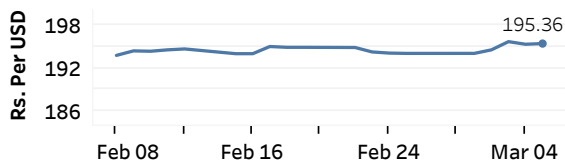


Real GDP 2020 Q3: 1.5% NCPI Y-o-Y Change (2013=100) Jan: 3.7% CCPI Y-o-Y Change (2013=100) Feb: 3.3%

Exchange Rates

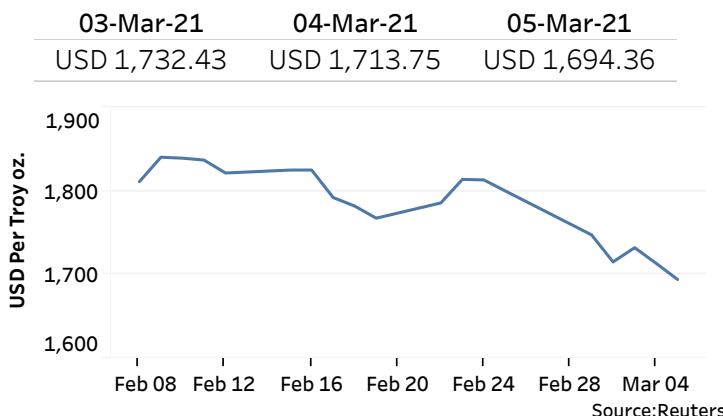
05-Mar-21	TT Buying	TT Selling
Rs. Per Unit		
USD	194.0100	198.3400
GBP	269.4763	276.2362
EUR	230.9809	237.7090
JPY	1.8037	1.8457

Indicative USD Spot Exchange Rate



Source: Central Bank of Sri Lanka

Gold Price

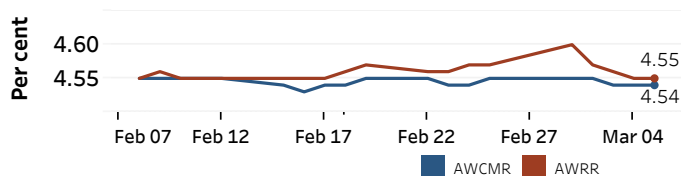


Source: Reuters

Money Market

Policy Rates: SDF Rate: 4.50% SLF Rate: 5.50% Bank Rate: 8.50% SRR: 2.00%

Overnight Money Market Rates



04-Mar-21 05-Mar-21

Overnight Liquidity (Rs. bn) 174.72 172.82

Yield Rates of T-Bills

	Primary Market 25-Feb-21	Secondary Market 04-Mar-21
91 Day	4.90	4.34
182 Day	4.99	4.98
364 Day	5.09	4.92

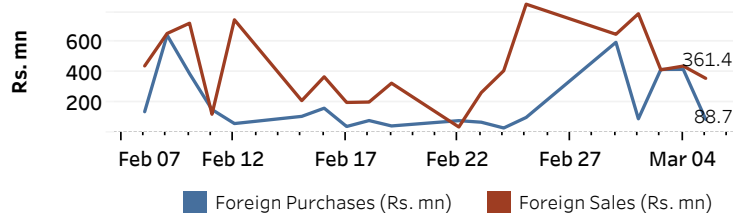
Source: Central Bank of Sri Lanka

Share Market

05-Mar-21		
ASPI	▲	7,054.49
S&P SL20	▲	2,791.57
Daily Turnover		
Rs. 2,075.15 mn		

Market Capitalisation	PE Ratio
Rs. 3,084.97 bn	12.3

Foreign Purchases and Sales

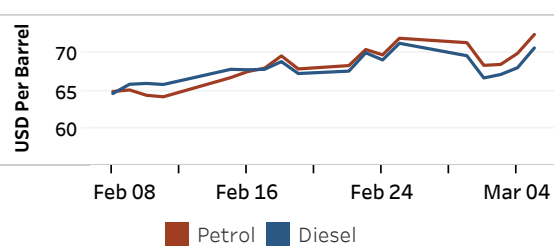


Source: Colombo Stock Exchange

Energy

Refined Oil Products - Singapore Market

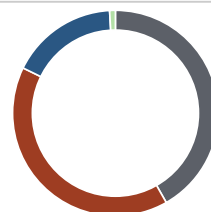
USD per Barrel	Petrol	Diesel
05-Mar-21	72.50	70.70



Source: Reuters

Electricity Generation

05-Mar-21	
Total Energy (GWh)	46.84
Peak Demand (MW)	2,586.80



Per cent	Source
41.8	Thermal Coal
40.5	Thermal Oil
16.8	Hydro
0.9	Wind

Source: Ceylon Electricity Board