

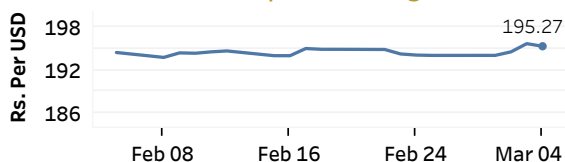


Real GDP 2020 Q3: 1.5% NCPI Y-o-Y Change (2013=100) Jan: 3.7% CCPI Y-o-Y Change (2013=100) Feb: 3.3%

### Exchange Rates

04-Mar-21	TT Buying	TT Selling
Rs. Per Unit		
USD	193.9400	198.2700
GBP	270.3365	276.8555
EUR	233.2876	239.3693
JPY	1.8061	1.8552

#### Indicative USD Spot Exchange Rate



Source: Central Bank of Sri Lanka

### Gold Price

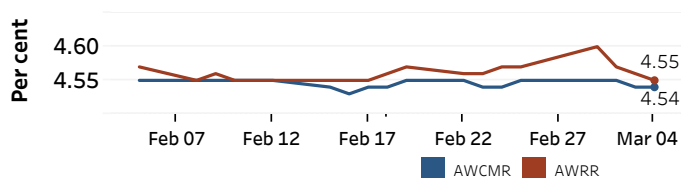


Source: Reuters

### Money Market

Policy Rates: SDF Rate: 4.50% SLF Rate: 5.50% Bank Rate: 8.50% SRR: 2.00%

#### Overnight Money Market Rates



03-Mar-21 04-Mar-21

Overnight Liquidity (Rs. bn) 175.63 174.72

#### Yield Rates of T-Bills

	Primary Market 25-Feb-21	Secondary Market 03-Mar-21
91 Day	4.90	4.33
182 Day	4.99	4.98
364 Day	5.09	4.98

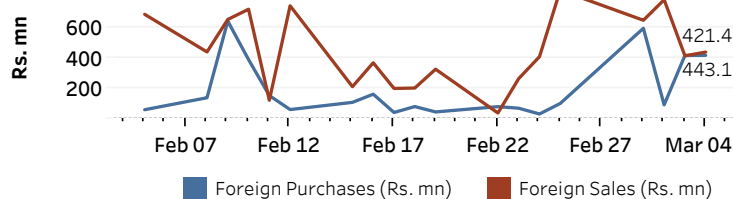
Source: Central Bank of Sri Lanka

### Share Market

04-Mar-21		
ASPI	▼	7,002.04
S&P SL20	▼	2,768.88
Daily Turnover		Rs. 3,005.03 mn

Market Capitalisation	PE Ratio
Rs. 3,062.03 bn	12.2

#### Foreign Purchases and Sales

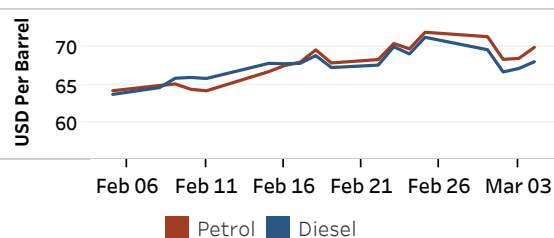


Source: Colombo Stock Exchange

### Energy

#### Refined Oil Products - Singapore Market

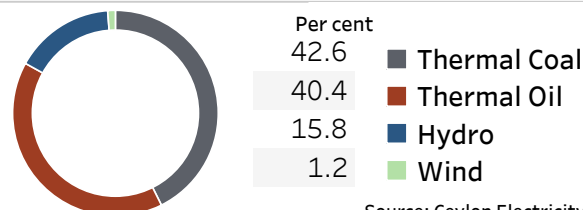
USD per Barrel	Petrol	Diesel
04-Mar-21	69.98	68.06



Source: Reuters

#### Electricity Generation

	04-Mar-21
Total Energy (GWh)	45.99
Peak Demand (MW)	2,593.00



Source: Ceylon Electricity Board