

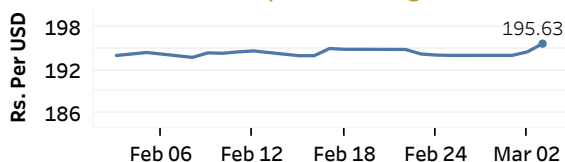


Real GDP 2020 Q3: 1.5% NCPI Y-o-Y Change (2013=100) Jan: 3.7% CCPI Y-o-Y Change (2013=100) Feb: 3.3%

Exchange Rates

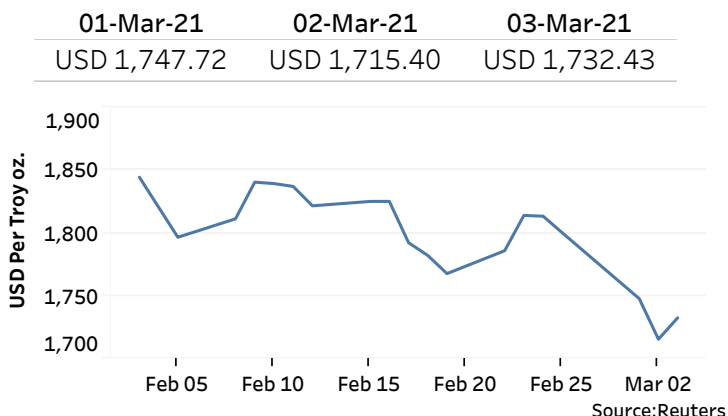
| 03-Mar-21 | TT Buying | TT Selling |
|--------------|-----------|------------|
| Rs. Per Unit | | |
| USD | 193.9900 | 198.3200 |
| GBP | 270.4230 | 277.1947 |
| EUR | 233.1015 | 239.8199 |
| JPY | 1.8101 | 1.8636 |

Indicative USD Spot Exchange Rate



Source: Central Bank of Sri Lanka

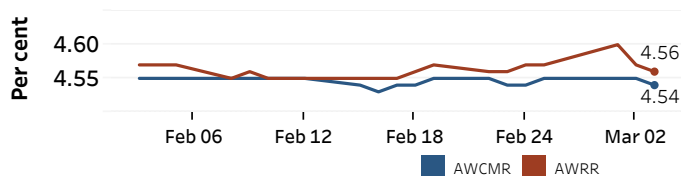
Gold Price



Money Market

Policy Rates: SDF Rate: 4.50% SLF Rate: 5.50% Bank Rate: 8.50% SRR: 2.00%

Overnight Money Market Rates



Yield Rates of T-Bills

| | Primary Market 25-Feb-21 | Secondary Market 02-Mar-21 |
|---------|-----------------------------|-------------------------------|
| 91 Day | 4.90 | 4.45 |
| 182 Day | 4.99 | 4.93 |
| 364 Day | 5.09 | 4.98 |

Source: Central Bank of Sri Lanka

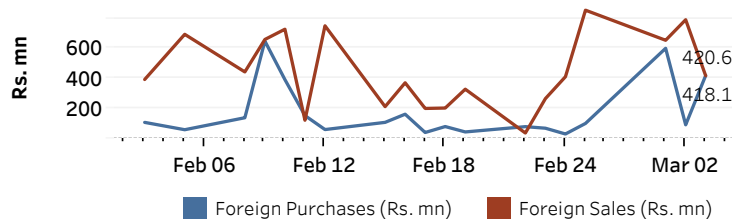
| | 02-Mar-21 | 03-Mar-21 |
|------------------------------|-----------|-----------|
| Overnight Liquidity (Rs. bn) | 177.18 | 175.63 |

Share Market

| | 03-Mar-21 |
|----------------|-----------------|
| ASPI | 7,193.09 |
| S&P SL20 | 2,836.75 |
| Daily Turnover | Rs. 2,431.85 mn |

| Market Capitalisation | PE Ratio |
|-----------------------|----------|
| Rs. 3,145.57 bn | 12.6 |

Foreign Purchases and Sales

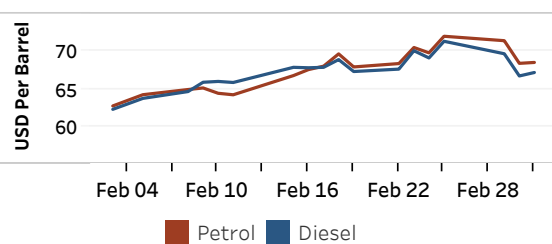


Source: Colombo Stock Exchange

Energy

Refined Oil Products - Singapore Market

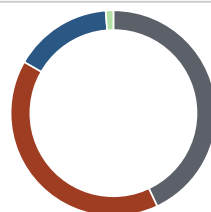
| USD per Barrel | Petrol | Diesel |
|----------------|--------|--------|
| 03-Mar-21 | 68.50 | 67.16 |



Source: Reuters

Electricity Generation

| | 03-Mar-21 |
|--------------------|-----------|
| Total Energy (GWh) | 45.47 |
| Peak Demand (MW) | 2,550.00 |



| Per cent | Source |
|----------|--------------|
| 43.0 | Thermal Coal |
| 40.3 | Thermal Oil |
| 15.5 | Hydro |
| 1.2 | Wind |

Source: Ceylon Electricity Board