

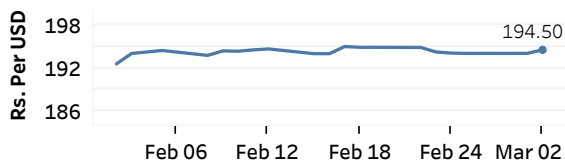


Real GDP 2020 Q3: 1.5% NCPI Y-o-Y Change (2013=100) Jan: 3.7% CCPI Y-o-Y Change (2013=100) Feb: 3.3%

Exchange Rates

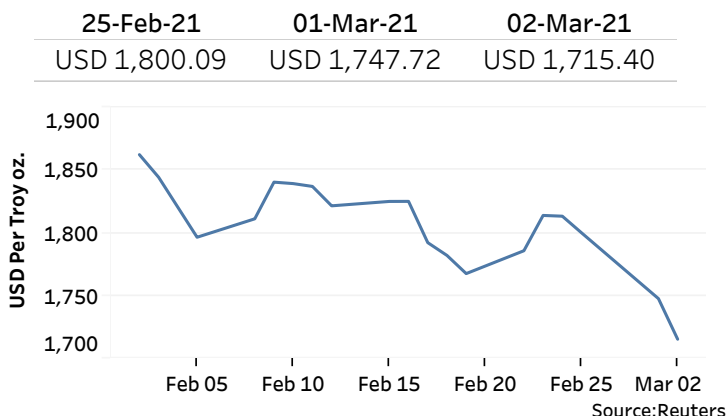
02-Mar-21	TT Buying	TT Selling
Rs. Per Unit		
USD	192.4900	197.3200
GBP	267.4832	274.6609
EUR	231.1376	237.8450
JPY	1.8051	1.8516

Indicative USD Spot Exchange Rate



Source: Central Bank of Sri Lanka

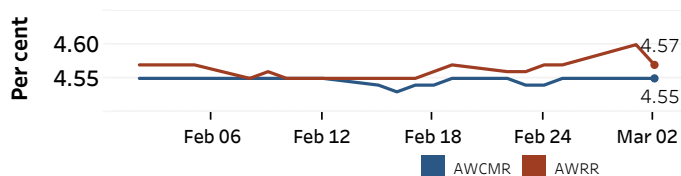
Gold Price



Money Market

Policy Rates: SDF Rate: 4.50% SLF Rate: 5.50% Bank Rate: 8.50% SRR: 2.00%

Overnight Money Market Rates



01-Mar-21 02-Mar-21

Overnight Liquidity (Rs. bn) 179.86 177.18

Yield Rates of T-Bills

	Primary Market	Secondary Market
	25-Feb-21	01-Mar-21
91 Day	4.90	4.70
182 Day	4.99	4.93
364 Day	5.09	5.04

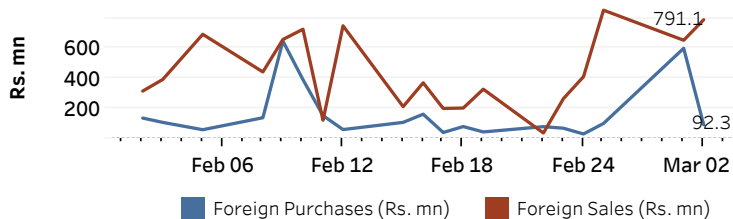
Source: Central Bank of Sri Lanka

Share Market

02-Mar-21	
ASPI	7,343.38
S&P SL20	2,909.77
Daily Turnover	Rs. 1,989.22 mn

Market Capitalisation	PE Ratio
Rs. 3,211.28 bn	12.8

Foreign Purchases and Sales

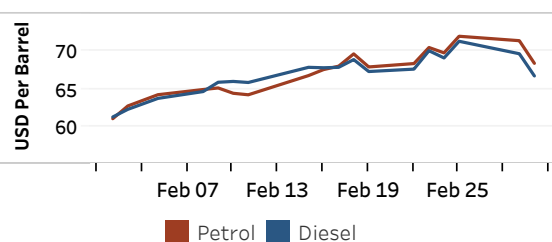


Source: Colombo Stock Exchange

Energy

Refined Oil Products - Singapore Market

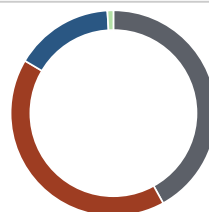
USD per Barrel	Petrol	Diesel
02-Mar-21	68.38	66.70



Source: Reuters

Electricity Generation

	02-Mar-21
Total Energy (GWh)	45.18
Peak Demand (MW)	2,593.20



Per cent	Source
42.0	Thermal Coal
41.5	Thermal Oil
15.6	Hydro
0.9	Wind

Source: Ceylon Electricity Board