

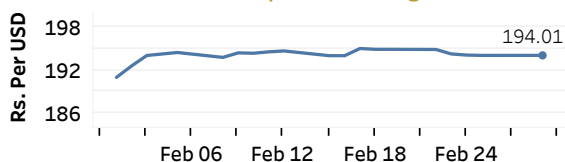


Real GDP 2020 Q3: 1.5% NCPI Y-o-Y Change (2013=100) Jan: 3.7% CCPI Y-o-Y Change (2013=100) Feb: 3.3%

### Exchange Rates

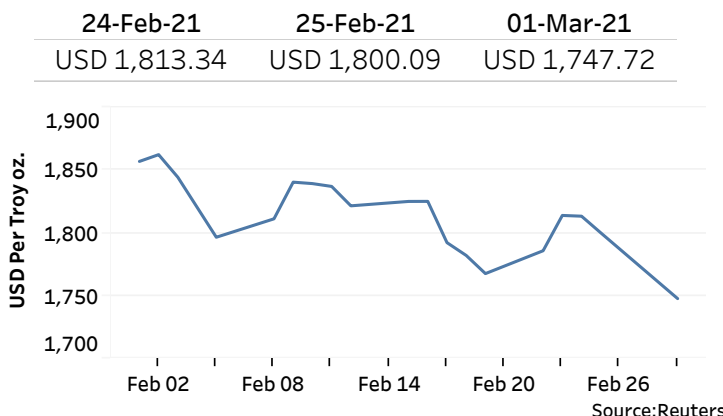
01-Mar-21	TT Buying	TT Selling
Rs. Per Unit		
USD	192.0100	197.0500
GBP	269.5677	276.0850
EUR	231.8880	238.6626
JPY	1.8032	1.8521

#### Indicative USD Spot Exchange Rate



Source: Central Bank of Sri Lanka

### Gold Price

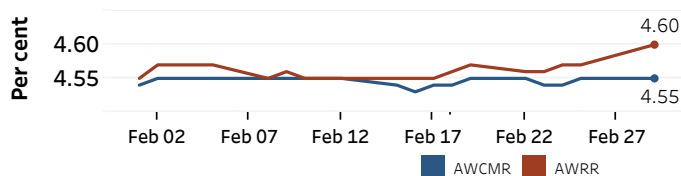


Source: Reuters

### Money Market

Policy Rates: SDF Rate: 4.50% SLF Rate: 5.50% Bank Rate: 8.50% SRR: 2.00%

#### Overnight Money Market Rates



25-Feb-21 01-Mar-21

Overnight Liquidity (Rs. bn) 171.55 179.86

#### Yield Rates of T-Bills

	Primary Market	Secondary Market
	25-Feb-21	25-Feb-21
91 Day	4.90	4.85
182 Day	4.99	4.98
364 Day	5.09	5.03

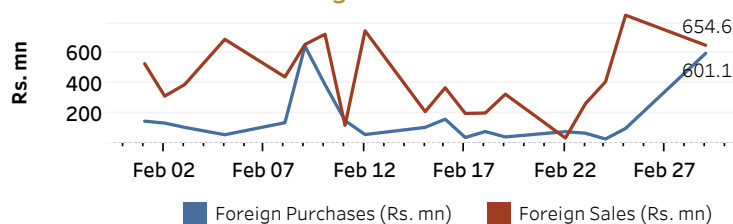
Source: Central Bank of Sri Lanka

### Share Market

	01-Mar-21
ASPI	7,438.13
S&P SL20	2,964.30
Daily Turnover	Rs. 1,899.68 mn

Market Capitalisation	PE Ratio
Rs. 3,252.72 bn	13.0

#### Foreign Purchases and Sales

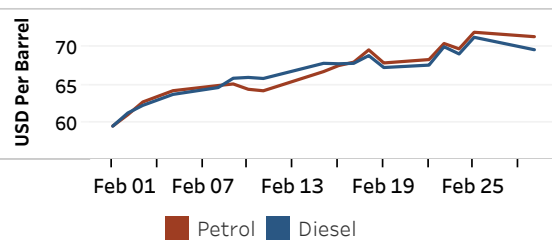


Source: Colombo Stock Exchange

### Energy

#### Refined Oil Products - Singapore Market

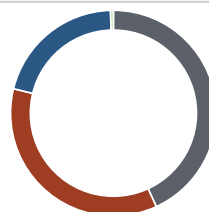
USD per Barrel	Petrol	Diesel
01-Mar-21	71.40	69.66



Source: Reuters

#### Electricity Generation

	01-Mar-21
Total Energy (GWh)	45.14
Peak Demand (MW)	2,600.80



Source: Ceylon Electricity Board