

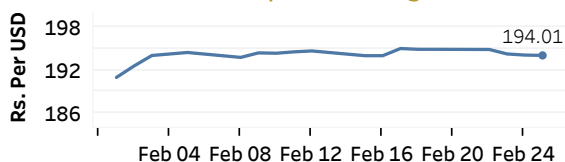


Real GDP 2020 Q3: 1.5% NCPI Y-o-Y Change (2013=100) Jan: 3.7% CCPI Y-o-Y Change (2013=100) Feb: 3.3%

Exchange Rates

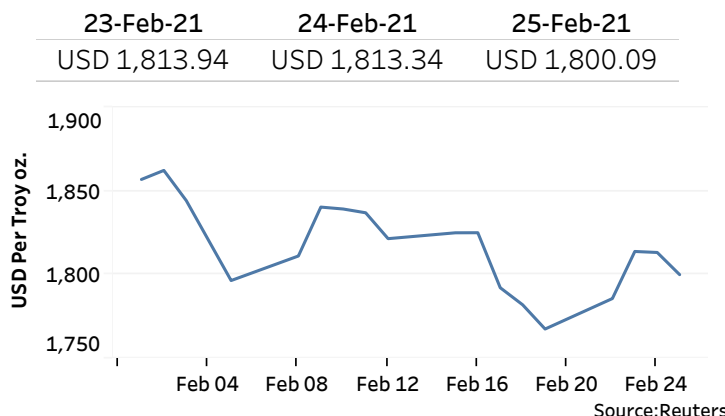
25-Feb-21	TT Buying	TT Selling
Rs. Per Unit		
USD	192.8800	196.6200
GBP	272.3374	278.4161
EUR	233.5326	239.6390
JPY	1.8162	1.8579

Indicative USD Spot Exchange Rate



Source: Central Bank of Sri Lanka

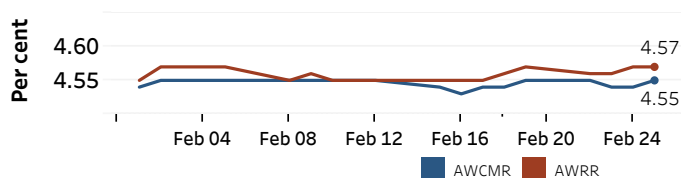
Gold Price



Money Market

Policy Rates: SDF Rate: 4.50% SLF Rate: 5.50% Bank Rate: 8.50% SRR: 2.00%

Overnight Money Market Rates



24-Feb-21 25-Feb-21

Overnight Liquidity (Rs. bn) 155.16 171.55

Yield Rates of T-Bills

	Primary Market 19-Feb-21	Secondary Market 24-Feb-21
91 Day	4.82	4.54
182 Day	4.93	4.70
364 Day	5.09	4.75

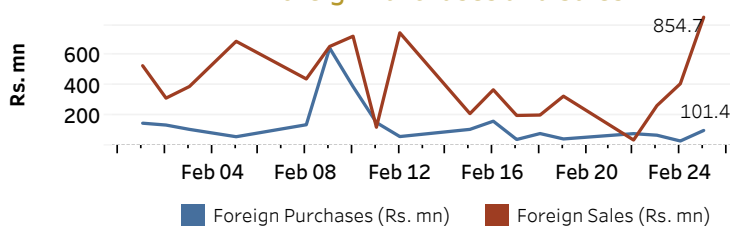
Source: Central Bank of Sri Lanka

Share Market

25-Feb-21		
ASPI	▲	7,476.34
S&P SL20	▲	2,966.63
Daily Turnover		
Rs. 3,006.49 mn		

Market Capitalisation	PE Ratio
Rs. 3,269.43 bn	13.2

Foreign Purchases and Sales

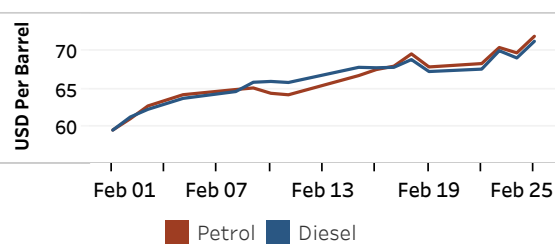


Source: Colombo Stock Exchange

Energy

Refined Oil Products - Singapore Market

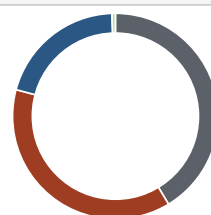
USD per Barrel	Petrol	Diesel
25-Feb-21	71.99	71.32



Source: Reuters

Electricity Generation

	25-Feb-21
Total Energy (GWh)	45.85
Peak Demand (MW)	2,592.20



Per cent	Source
41.4	Thermal Coal
37.8	Thermal Oil
20.3	Hydro
0.5	Wind

Source: Ceylon Electricity Board