

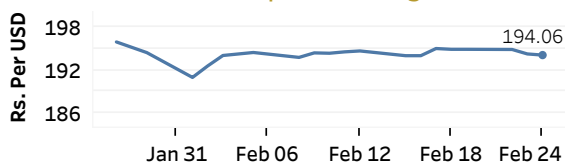


Real GDP 2020 Q3: 1.5% NCPI Y-o-Y Change (2013=100) Jan: 3.7% CCPI Y-o-Y Change (2013=100) Jan: 3.0%

Exchange Rates

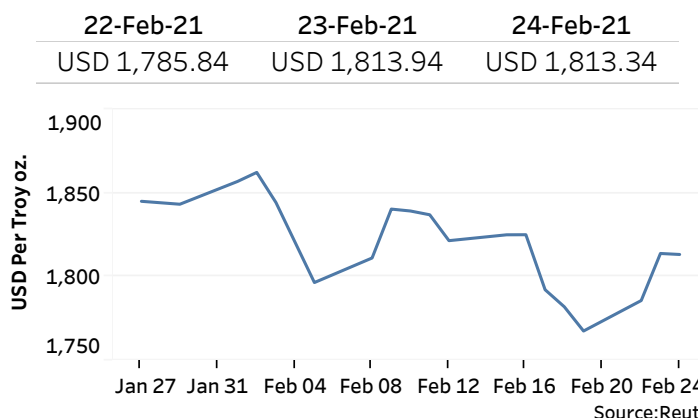
24-Feb-21	TT Buying	TT Selling
Rs. Per Unit		
USD	192.0000	196.4000
GBP	271.8136	278.3643
EUR	232.9214	239.0328
JPY	1.8181	1.8628

Indicative USD Spot Exchange Rate



Source: Central Bank of Sri Lanka

Gold Price

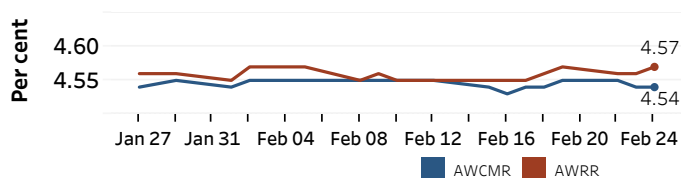


Source: Reuters

Money Market

Policy Rates: SDF Rate: 4.50% SLF Rate: 5.50% Bank Rate: 8.50% SRR: 2.00%

Overnight Money Market Rates



Yield Rates of T-Bills

	Primary Market 19-Feb-21	Secondary Market 23-Feb-21
91 Day	4.82	4.66
182 Day	4.93	4.70
364 Day	5.09	4.76

	23-Feb-21	24-Feb-21
Overnight Liquidity (Rs. bn)	169.66	155.16

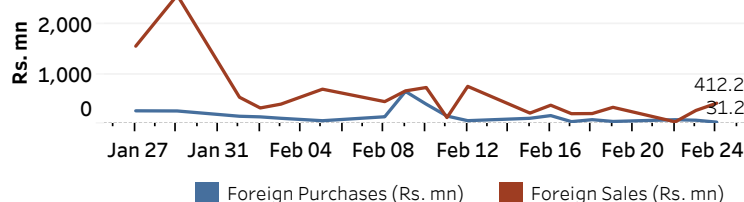
Source: Central Bank of Sri Lanka

Share Market

24-Feb-21		
ASPI	▲	7,371.86
S&P SL20	▲	2,899.00
Daily Turnover		
Rs. 2,620.09 mn		

Market Capitalisation	PE Ratio
Rs. 3,223.74 bn	13.0

Foreign Purchases and Sales

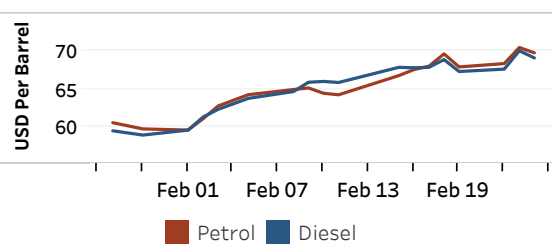


Source: Colombo Stock Exchange

Energy

Refined Oil Products - Singapore Market

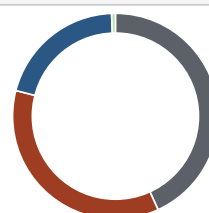
USD per Barrel	Petrol	Diesel
24-Feb-21	69.78	69.10



Source: Reuters

Electricity Generation

	24-Feb-21
Total Energy (GWh)	45.55
Peak Demand (MW)	2,576.00



Per cent	Source
43.2	Thermal Coal
35.8	Thermal Oil
20.4	Hydro
0.6	Wind

Source: Ceylon Electricity Board