

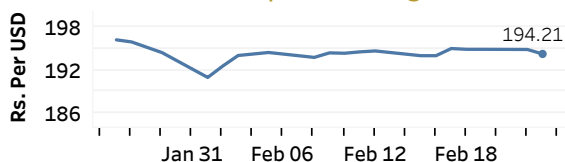


Real GDP 2020 Q3: 1.5% NCPI Y-o-Y Change (2013=100) Jan: 3.7% CCPI Y-o-Y Change (2013=100) Jan: 3.0%

Exchange Rates

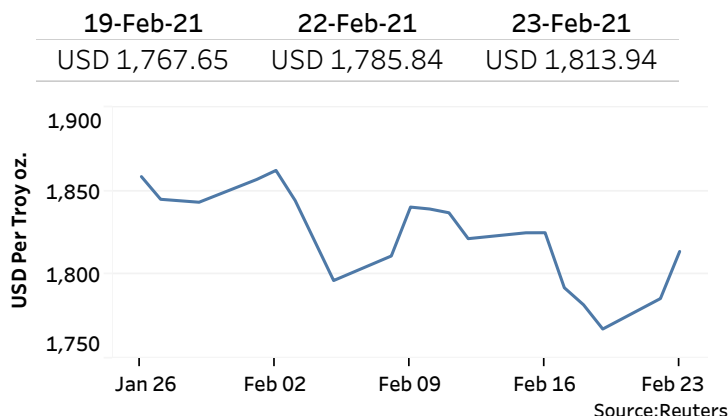
| 23-Feb-21 | TT Buying | TT Selling |
|--------------|-----------|------------|
| Rs. Per Unit | | |
| USD | 191.1900 | 195.9300 |
| GBP | 269.5017 | 276.0311 |
| EUR | 232.4452 | 238.7850 |
| JPY | 1.8222 | 1.8678 |

Indicative USD Spot Exchange Rate



Source: Central Bank of Sri Lanka

Gold Price

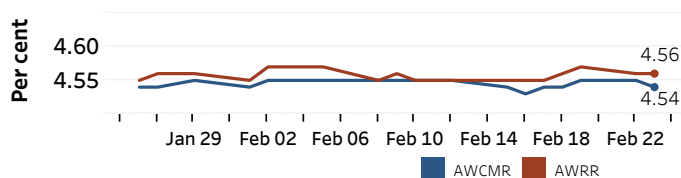


Source: Reuters

Money Market

Policy Rates: SDF Rate: 4.50% SLF Rate: 5.50% Bank Rate: 8.50% SRR: 2.00%

Overnight Money Market Rates



Yield Rates of T-Bills

| | Primary Market | Secondary Market |
|---------|----------------|------------------|
| | 19-Feb-21 | 22-Feb-21 |
| 91 Day | 4.82 | 4.66 |
| 182 Day | 4.93 | 4.70 |
| 364 Day | 5.09 | 4.79 |

| | 22-Feb-21 | 23-Feb-21 |
|------------------------------|-----------|-----------|
| Overnight Liquidity (Rs. bn) | 168.62 | 169.66 |

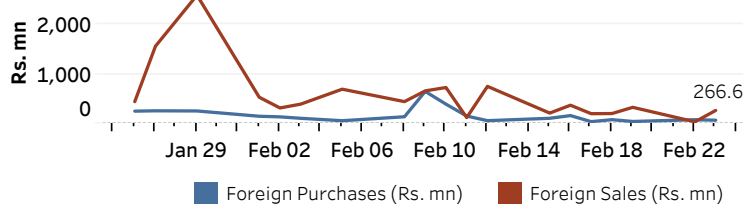
Source: Central Bank of Sri Lanka

Share Market

| | 23-Feb-21 |
|----------------|-----------------|
| ASPI | 7,329.21 |
| S&P SL20 | 2,898.43 |
| Daily Turnover | Rs. 2,830.12 mn |

| Market Capitalisation | PE Ratio |
|-----------------------|----------|
| Rs. 3,205.08 bn | 12.9 |

Foreign Purchases and Sales

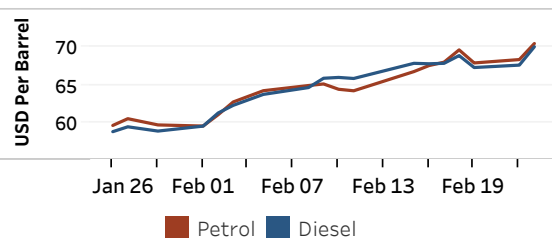


Source: Colombo Stock Exchange

Energy

Refined Oil Products - Singapore Market

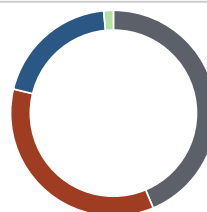
| USD per Barrel | Petrol | Diesel |
|----------------|--------|--------|
| 23-Feb-21 | 70.49 | 70.06 |



Source: Reuters

Electricity Generation

| | 23-Feb-21 |
|--------------------|-----------|
| Total Energy (GWh) | 44.85 |
| Peak Demand (MW) | 2,589.00 |



| Per cent | Source |
|----------|--------------|
| 43.7 | Thermal Coal |
| 35.1 | Thermal Oil |
| 19.7 | Hydro |
| 1.5 | Wind |

Source: Ceylon Electricity Board