

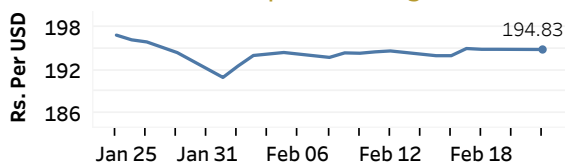


Real GDP 2020 Q3: 1.5% NCPI Y-o-Y Change (2013=100) Jan: 3.7% CCPI Y-o-Y Change (2013=100) Jan: 3.0%

Exchange Rates

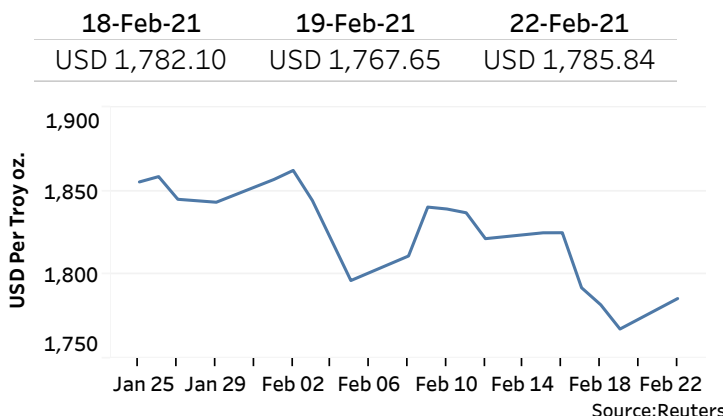
| 22-Feb-21 | TT Buying | TT Selling |
|--------------|-----------|------------|
| Rs. Per Unit | | |
| USD | 193.1300 | 197.5300 |
| GBP | 270.8410 | 277.3659 |
| EUR | 233.6952 | 239.8236 |
| JPY | 1.8253 | 1.8750 |

Indicative USD Spot Exchange Rate



Source: Central Bank of Sri Lanka

Gold Price

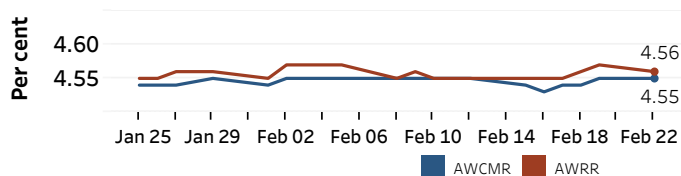


Source: Reuters

Money Market

Policy Rates: SDF Rate: 4.50% SLF Rate: 5.50% Bank Rate: 8.50% SRR: 2.00%

Overnight Money Market Rates



19-Feb-21 22-Feb-21

Overnight Liquidity (Rs. bn) 165.29 168.62

Yield Rates of T-Bills

| | Primary Market | Secondary Market |
|---------|----------------|------------------|
| | 19-Feb-21 | 19-Feb-21 |
| 91 Day | 4.82 | 4.56 |
| 182 Day | 4.93 | 4.81 |
| 364 Day | 5.09 | 5.06 |

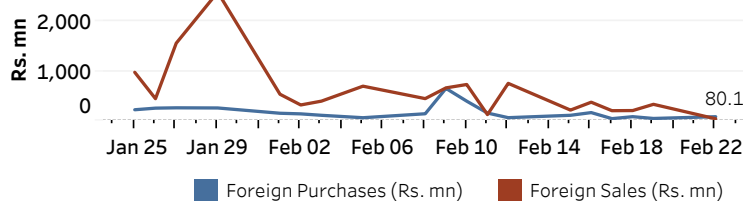
Source: Central Bank of Sri Lanka

Share Market

| | 22-Feb-21 | |
|----------------|-----------|-----------------|
| ASPI | ▼ | 7,597.51 |
| S&P SL20 | ▼ | 3,029.79 |
| Daily Turnover | | Rs. 2,348.69 mn |

| Market Capitalisation | PE Ratio |
|-----------------------|----------|
| Rs. 3,322.65 bn | 13.4 |

Foreign Purchases and Sales

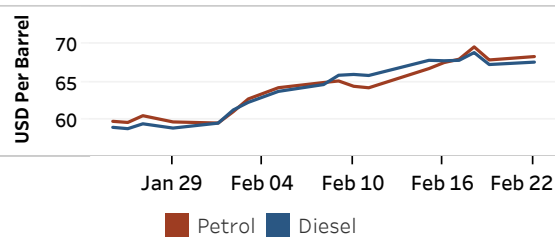


Source: Colombo Stock Exchange

Energy

Refined Oil Products - Singapore Market

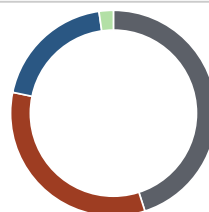
| USD per Barrel | Petrol | Diesel |
|----------------|--------|--------|
| 22-Feb-21 | 68.35 | 67.61 |



Source: Reuters

Electricity Generation

| | 22-Feb-21 |
|--------------------|-----------|
| Total Energy (GWh) | 43.65 |
| Peak Demand (MW) | 2,377.10 |



| Per cent | Source |
|----------|--------------|
| 45.1 | Thermal Coal |
| 33.2 | Thermal Oil |
| 19.5 | Hydro |
| 2.2 | Wind |

Source: Ceylon Electricity Board