

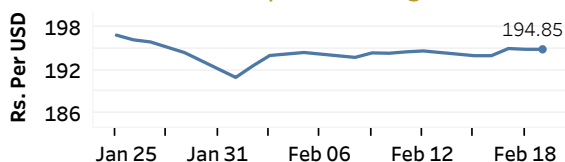


Real GDP 2020 Q3: 1.5% NCPI Y-o-Y Change (2013=100) Dec: 4.6% CCPI Y-o-Y Change (2013=100) Jan: 3.0%

Exchange Rates

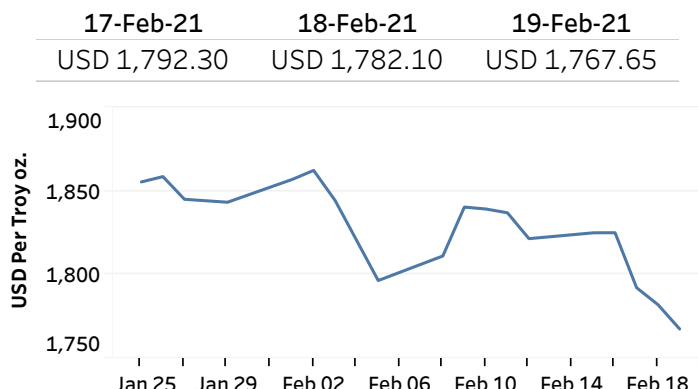
19-Feb-21	TT Buying	TT Selling
Rs. Per Unit		
USD	193.5800	198.5800
GBP	271.1749	277.8369
EUR	233.6657	240.5025
JPY	1.8338	1.8845

Indicative USD Spot Exchange Rate



Source: Central Bank of Sri Lanka

Gold Price

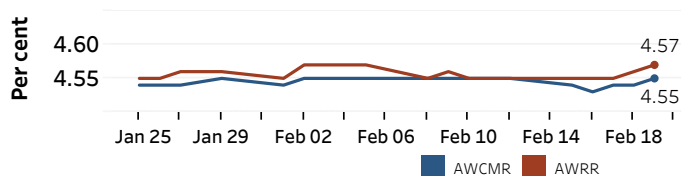


Source: Reuters

Money Market

Policy Rates: SDF Rate: 4.50% SLF Rate: 5.50% Bank Rate: 8.50% SRR: 2.00%

Overnight Money Market Rates



18-Feb-21 19-Feb-21

Overnight Liquidity (Rs. bn) 153.67 165.29

Yield Rates of T-Bills

	Primary Market	Secondary Market
	12-Feb-21	18-Feb-21
91 Day	4.72	4.51
182 Day	4.85	4.82
364 Day	5.04	4.73

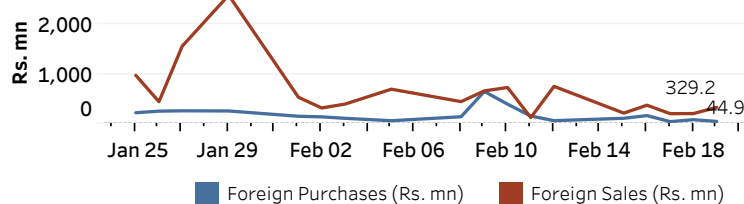
Source: Central Bank of Sri Lanka

Share Market

19-Feb-21		
ASPI	▲	7,797.94
S&P SL20	▲	3,098.12
Daily Turnover		
Rs. 3,488.94 mn		

Market Capitalisation	PE Ratio
Rs. 3,410.31 bn	13.7

Foreign Purchases and Sales

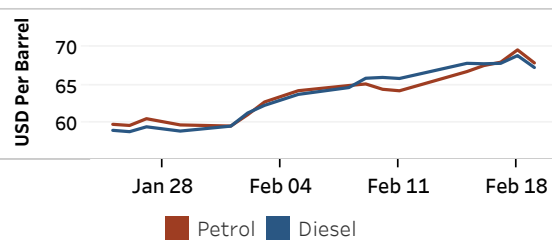


Source: Colombo Stock Exchange

Energy

Refined Oil Products - Singapore Market

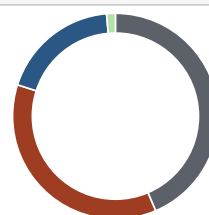
USD per Barrel	Petrol	Diesel
19-Feb-21	67.90	67.29



Source: Reuters

Electricity Generation

19-Feb-21	
Total Energy (GWh)	45.08
Peak Demand (MW)	2,528.10



Per cent	Source
43.6	Thermal Coal
36.3	Thermal Oil
18.7	Hydro
1.4	Wind

Source: Ceylon Electricity Board