

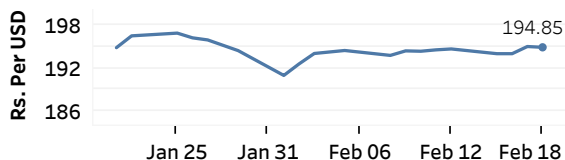


Real GDP 2020 Q3: 1.5% NCPI Y-o-Y Change (2013=100) Dec: 4.6% CCPI Y-o-Y Change (2013=100) Jan: 3.0%

Exchange Rates

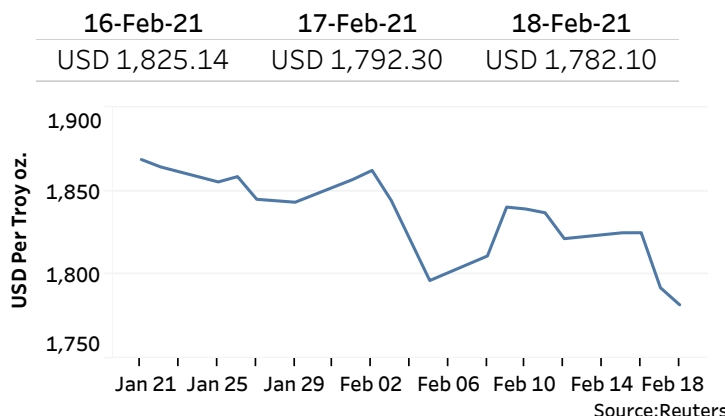
18-Feb-21	TT Buying	TT Selling
Rs. Per Unit		
USD	193.3913	198.3847
GBP	268.1347	275.5865
EUR	231.8116	239.3950
JPY	1.8266	1.8816

Indicative USD Spot Exchange Rate



Source: Central Bank of Sri Lanka

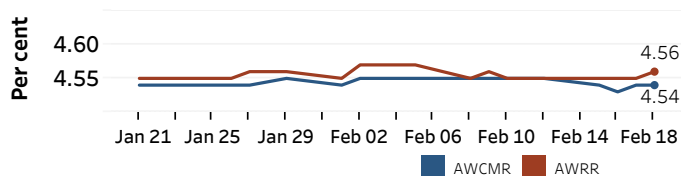
Gold Price



Money Market

Policy Rates: SDF Rate: 4.50% SLF Rate: 5.50% Bank Rate: 8.50% SRR: 2.00%

Overnight Money Market Rates



17-Feb-21 18-Feb-21

Overnight Liquidity (Rs. bn) 145.98 153.67

Yield Rates of T-Bills

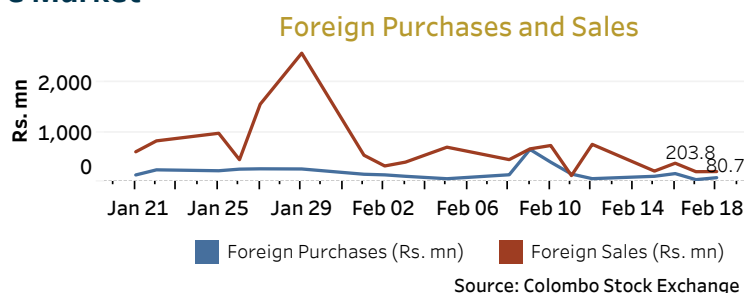
	Primary Market	Secondary Market
	12-Feb-21	17-Feb-21
91 Day	4.72	4.56
182 Day	4.85	4.82
364 Day	5.04	4.93

Source: Central Bank of Sri Lanka

Share Market

18-Feb-21	
ASPI	7,736.36
S&P SL20	3,086.04
Daily Turnover	
Rs. 3,349.48 mn	

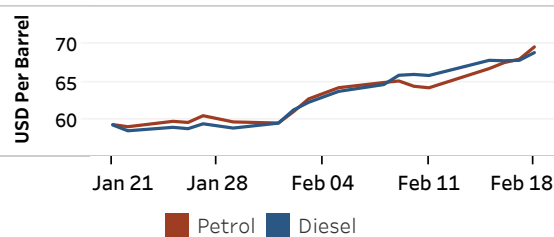
Market Capitalisation	PE Ratio
Rs. 3,382.57 bn	13.6



Energy

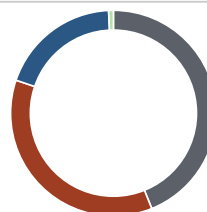
Refined Oil Products - Singapore Market

USD per Barrel	Petrol	Diesel
18-Feb-21	69.64	68.88



Electricity Generation

18-Feb-21	
Total Energy (GWh)	44.84
Peak Demand (MW)	2,571.70



Source: Ceylon Electricity Board