



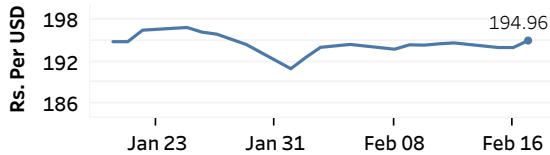
Real GDP 2020 Q3: 1.5% NCPI Y-o-Y Change (2013=100) Dec: 4.6% CCPI Y-o-Y Change (2013=100) Jan: 3.0%

### Exchange Rates

17-Feb-21

Rs. Per Unit	TT Buying	TT Selling
USD	193.6565	198.9485
GBP	269.6449	277.0604
EUR	233.5846	240.9903
JPY	1.8311	1.8858

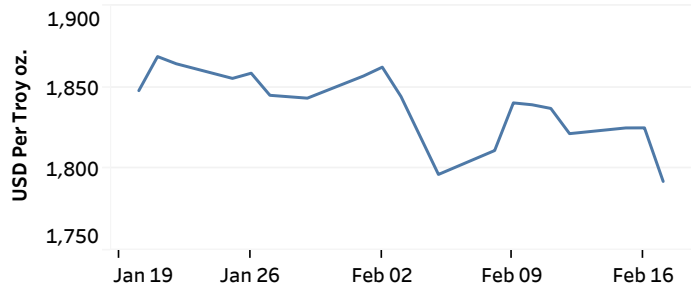
### Indicative USD Spot Exchange Rate



Source: Central Bank of Sri Lanka

### Gold Price

15-Feb-21	16-Feb-21	17-Feb-21
USD 1,825.10	USD 1,825.14	USD 1,792.30

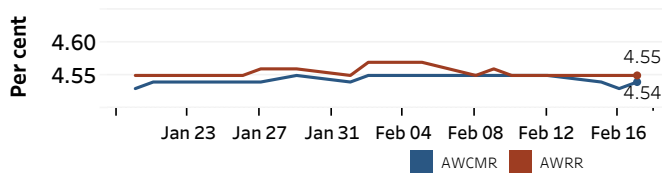


Source: Reuters

### Money Market

Policy Rates: SDF Rate: 4.50% SLF Rate: 5.50% Bank Rate: 8.50% SRR: 2.00%

### Overnight Money Market Rates



16-Feb-21 17-Feb-21

Overnight Liquidity (Rs. bn) 148.10 145.98

### Yield Rates of T-Bills

	Primary Market 12-Feb-21	Secondary Market 16-Feb-21
91 Day	4.72	4.56
182 Day	4.85	4.82
364 Day	5.04	4.93

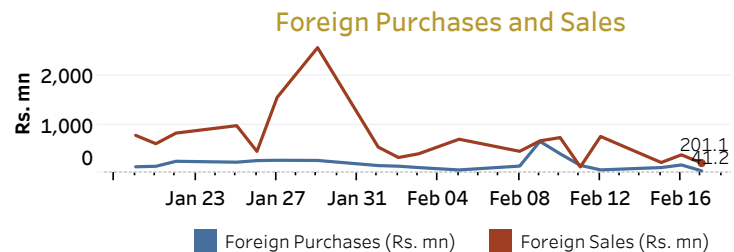
Source: Central Bank of Sri Lanka

### Share Market

17-Feb-21

ASPI	▲	7,588.34
S&P SL20	▼	3,027.66
Daily Turnover		
Rs. 3,311.37 mn		

Market Capitalisation PE Ratio  
Rs. 3,317.85 bn 13.4

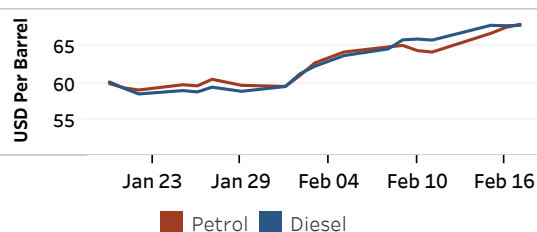


Source: Colombo Stock Exchange

### Energy

#### Refined Oil Products - Singapore Market

USD per Barrel	Petrol	Diesel
17-Feb-21	68.00	67.85

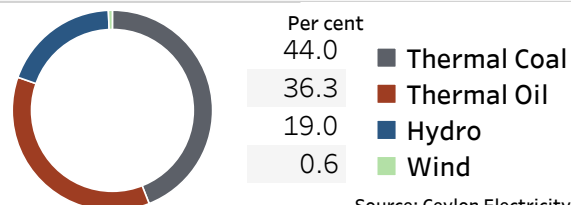


Source: Reuters

#### Electricity Generation

17-Feb-21

Total Energy (GWh)	44.56
Peak Demand (MW)	2,554.60



Source: Ceylon Electricity Board