

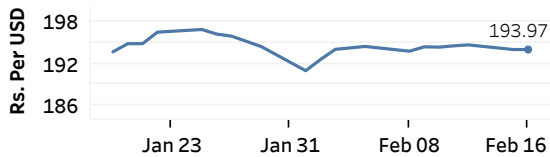


Real GDP 2020 Q3: 1.5% NCPI Y-o-Y Change (2013=100) Dec: 4.6% CCPI Y-o-Y Change (2013=100) Jan: 3.0%

Exchange Rates

16-Feb-21		
Rs. Per Unit	TT Buying	TT Selling
USD	193.2575	197.9775
GBP	269.7186	276.5602
EUR	234.5761	240.7226
JPY	1.8307	1.8803

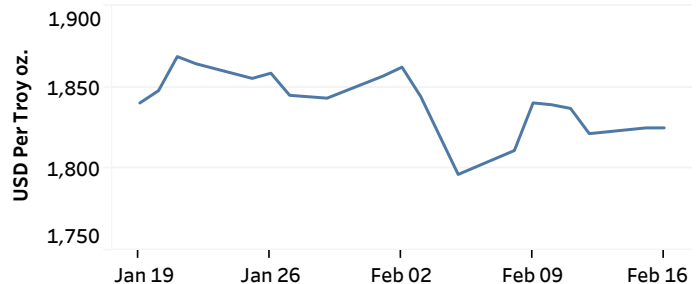
Indicative USD Spot Exchange Rate



Source: Central Bank of Sri Lanka

Gold Price

12-Feb-21	15-Feb-21	16-Feb-21
USD 1,821.60	USD 1,825.10	USD 1,825.14

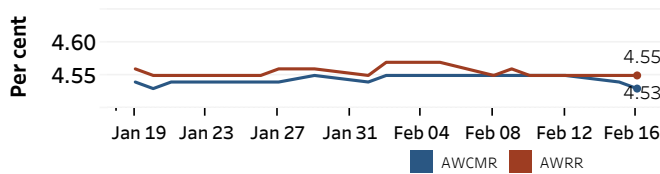


Source: Reuters

Money Market

Policy Rates: SDF Rate: 4.50% SLF Rate: 5.50% Bank Rate: 8.50% SRR: 2.00%

Overnight Money Market Rates



15-Feb-21 16-Feb-21

Overnight Liquidity (Rs. bn)	15-Feb-21	16-Feb-21
	153.75	148.10

Yield Rates of T-Bills

	Primary Market	Secondary Market
	12-Feb-21	15-Feb-21
91 Day	4.72	4.56
182 Day	4.85	4.82
364 Day	5.04	4.93

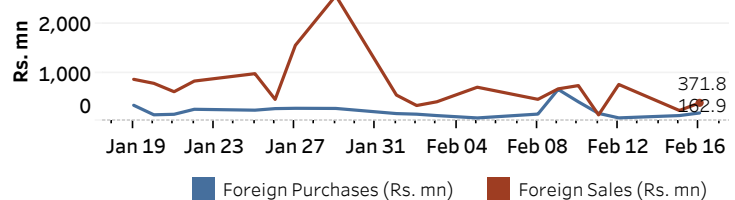
Source: Central Bank of Sri Lanka

Share Market

16-Feb-21		
ASPI	▼	7,580.91
S&P SL20	▼	3,032.21
Daily Turnover		
Rs. 4,277.34 mn		

Market Capitalisation	PE Ratio
Rs. 3,314.60 bn	13.5

Foreign Purchases and Sales

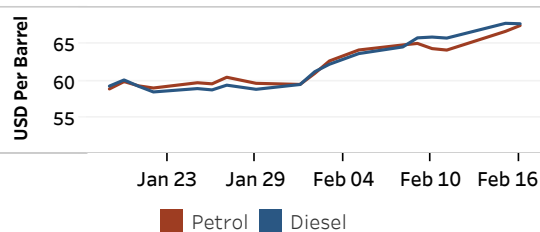


Source: Colombo Stock Exchange

Energy

Refined Oil Products - Singapore Market

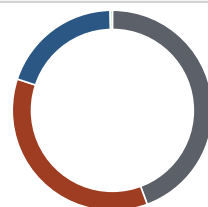
USD per Barrel	Petrol	Diesel
16-Feb-21	67.55	67.79



Source: Reuters

Electricity Generation

16-Feb-21	
Total Energy (GWh)	44.29
Peak Demand (MW)	2,575.60



Per cent	Source
44.4	Thermal Coal
35.7	Thermal Oil
19.5	Hydro
0.4	Wind

Source: Ceylon Electricity Board