



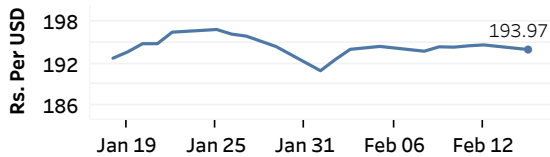
Real GDP 2020 Q3: 1.5% NCPI Y-o-Y Change (2013=100) Dec: 4.6% CCPI Y-o-Y Change (2013=100) Jan: 3.0%

Exchange Rates

15-Feb-21

Rs. Per Unit	TT Buying	TT Selling
USD	192.7900	197.0300
GBP	267.6381	274.2545
EUR	233.6053	239.5857
JPY	1.8343	1.8813

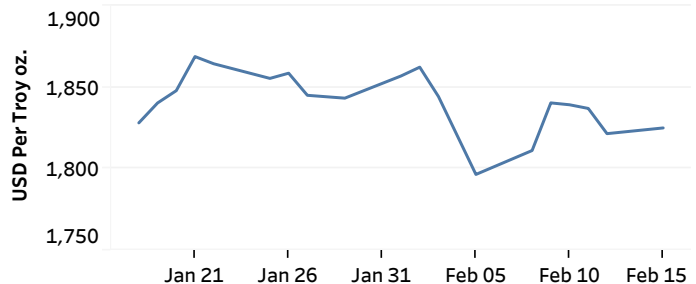
Indicative USD Spot Exchange Rate



Source: Central Bank of Sri Lanka

Gold Price

11-Feb-21	12-Feb-21	15-Feb-21
USD 1,837.05	USD 1,821.60	USD 1,825.10

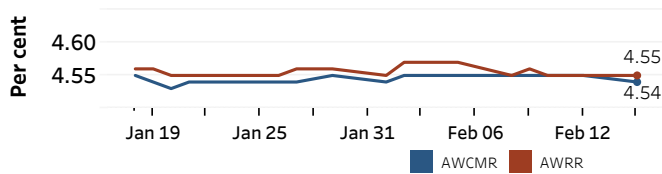


Source: Reuters

Money Market

Policy Rates: SDF Rate: 4.50% SLF Rate: 5.50% Bank Rate: 8.50% SRR: 2.00%

Overnight Money Market Rates



12-Feb-21 15-Feb-21

Overnight Liquidity (Rs. bn) 154.92 153.75

Yield Rates of T-Bills

	Primary Market	Secondary Market
12-Feb-21		
91 Day	4.72	4.67
182 Day	4.85	4.82
364 Day	5.04	5.08

Source: Central Bank of Sri Lanka

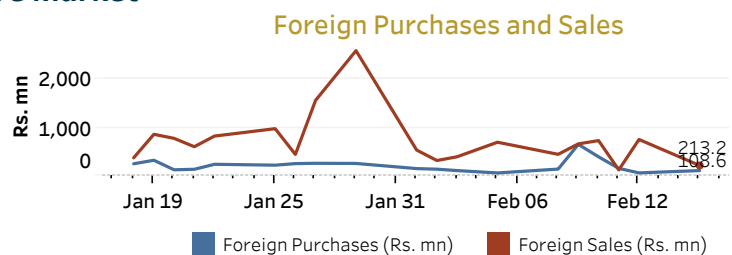
Share Market

15-Feb-21

ASPI	7,907.27
S&P SL20	3,163.59

Daily Turnover
Rs. 6,010.49 mn

Market Capitalisation PE Ratio
Rs. 3,457.29 bn 14.0

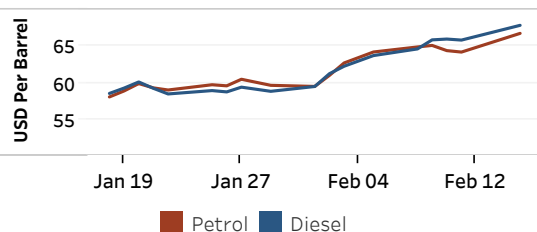


Source: Colombo Stock Exchange

Energy

Refined Oil Products - Singapore Market

USD per Barrel	Petrol	Diesel
15-Feb-21	66.75	67.85

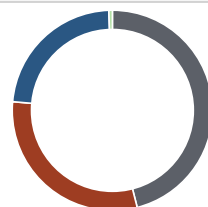


Source: Reuters

Electricity Generation

15-Feb-21

Total Energy (GWh)	42.57
Peak Demand (MW)	2,552.30



Per cent
46.0 Thermal Coal
30.4 Thermal Oil
23.0 Hydro
0.6 Wind

Source: Ceylon Electricity Board