

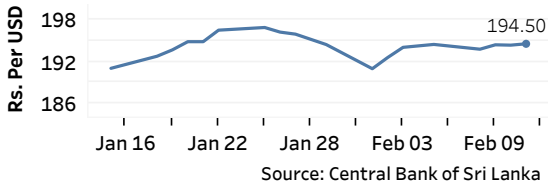


Real GDP 2020 Q3: 1.5% NCPI Y-o-Y Change (2013=100) Dec: 4.6% CCPI Y-o-Y Change (2013=100) Jan: 3.0%

Exchange Rates

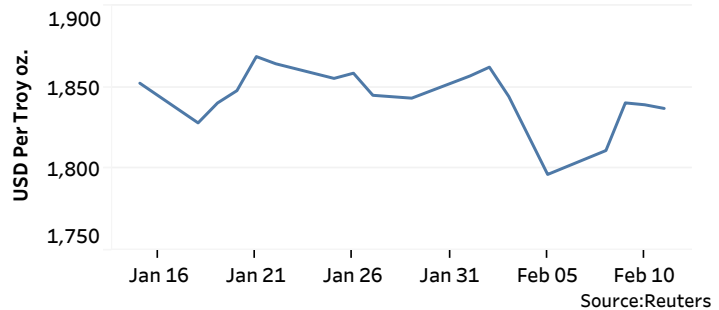
11-Feb-21		
Rs. Per Unit	TT Buying	TT Selling
USD	193.5370	198.6680
GBP	268.3646	275.4767
EUR	233.9730	240.9759
JPY	1.8530	1.9030

Indicative USD Spot Exchange Rate



Gold Price

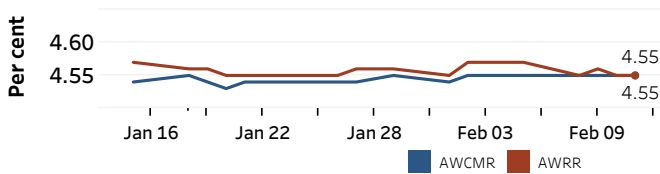
09-Feb-21	10-Feb-21	11-Feb-21
USD 1,840.45	USD 1,839.30	USD 1,837.05



Money Market

Policy Rates: SDF Rate: 4.50% SLF Rate: 5.50% Bank Rate: 8.50% SRR: 2.00%

Overnight Money Market Rates



10-Feb-21 11-Feb-21

Overnight Liquidity (Rs. bn)	10-Feb-21	11-Feb-21
	129.66	131.14

Yield Rates of T-Bills

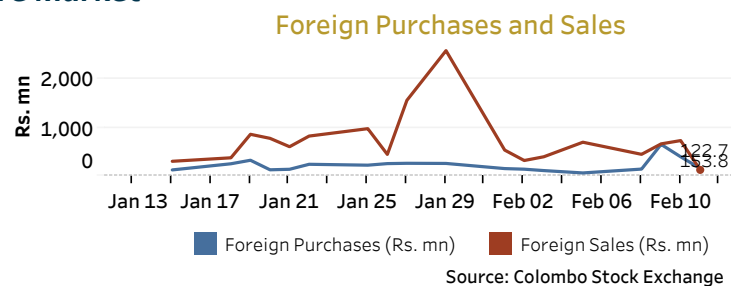
	Primary Market	Secondary Market
	05-Feb-21	10-Feb-21
91 Day	4.70	4.66
182 Day	4.78	4.54
364 Day	5.02	4.95

Source: Central Bank of Sri Lanka

Share Market

11-Feb-21		
ASPI	▼	7,597.81
S&P SL20	▼	3,039.28
Daily Turnover		
Rs. 4,383.34 mn		

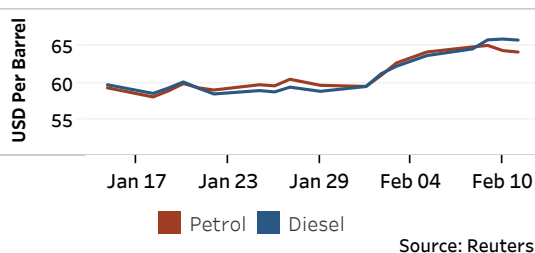
Market Capitalisation	PE Ratio
Rs. 3,321.98 bn	13.4



Energy

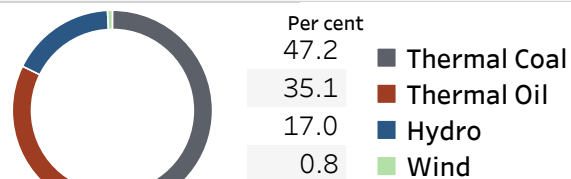
Refined Oil Products - Singapore Market

USD per Barrel	Petrol	Diesel
11-Feb-21	64.19	65.83



Electricity Generation

11-Feb-21	
Total Energy (GWh)	41.71
Peak Demand (MW)	2,477.72



Source: Ceylon Electricity Board