

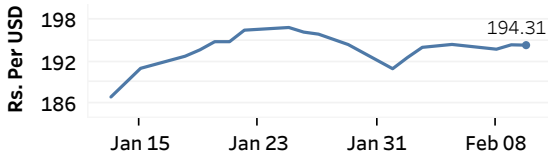


Real GDP 2020 Q3: 1.5% NCPI Y-o-Y Change (2013=100) Dec: 4.6% CCPI Y-o-Y Change (2013=100) Jan: 3.0%

Exchange Rates

Rs. Per Unit	TT Buying	TT Selling
USD	192.2300	197.4500
GBP	265.4449	273.5626
EUR	232.6843	240.0570
JPY	1.8332	1.8949

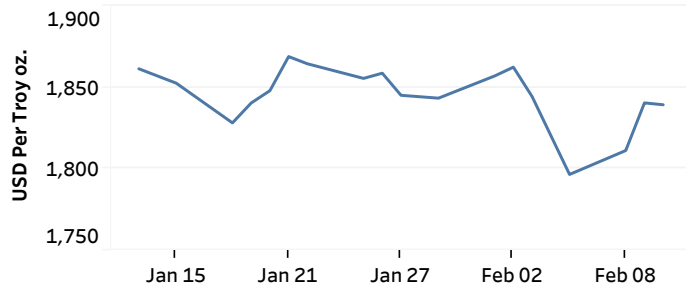
Indicative USD Spot Exchange Rate



Source: Central Bank of Sri Lanka

Gold Price

08-Feb-21	09-Feb-21	10-Feb-21
USD 1,811.24	USD 1,840.45	USD 1,839.30

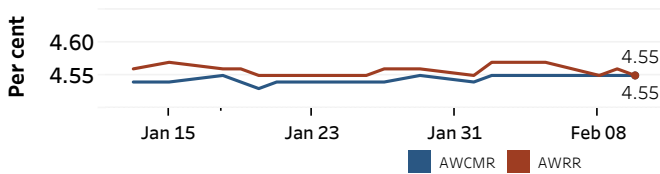


Source: Reuters

Money Market

Policy Rates: SDF Rate: 4.50% SLF Rate: 5.50% Bank Rate: 8.50% SRR: 2.00%

Overnight Money Market Rates



09-Feb-21 10-Feb-21

Overnight Liquidity (Rs. bn) 124.52 129.66

Yield Rates of T-Bills

	Primary Market	Secondary Market
	05-Feb-21	09-Feb-21
91 Day	4.70	4.62
182 Day	4.78	4.59
364 Day	5.02	4.90

Source: Central Bank of Sri Lanka

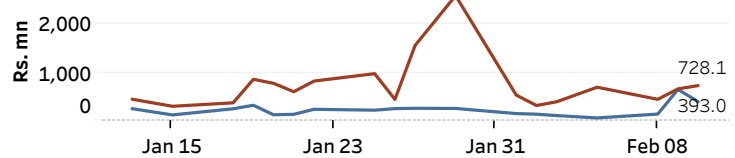
Share Market

	10-Feb-21
ASPI	7,732.43
S&P SL20	3,087.70

Daily Turnover
Rs. 5,122.23 mn

Market Capitalisation PE Ratio
Rs. 3,380.30 bn 13.6

Foreign Purchases and Sales



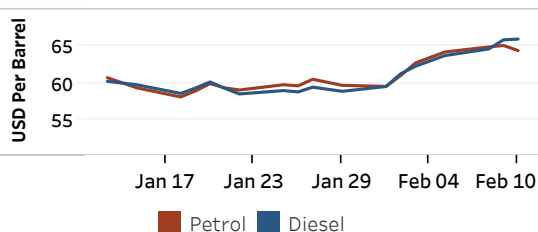
Foreign Purchases (Rs. mn) Foreign Sales (Rs. mn)

Source: Colombo Stock Exchange

Energy

Refined Oil Products - Singapore Market

USD per Barrel	Petrol	Diesel
10-Feb-21	64.39	65.97

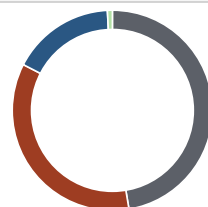


Petrol Diesel

Source: Reuters

Electricity Generation

	10-Feb-21
Total Energy (GWh)	41.67
Peak Demand (MW)	2,488.48



Per cent
47.4 Thermal Coal
35.2 Thermal Oil
16.6 Hydro
0.8 Wind

Source: Ceylon Electricity Board