

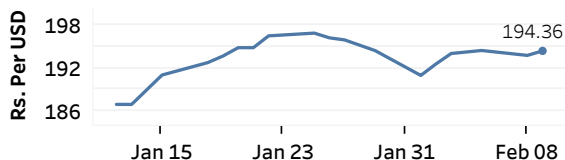


Real GDP 2020 Q3: 1.5% NCPI Y-o-Y Change (2013=100) Dec: 4.6% CCPI Y-o-Y Change (2013=100) Jan: 3.0%

Exchange Rates

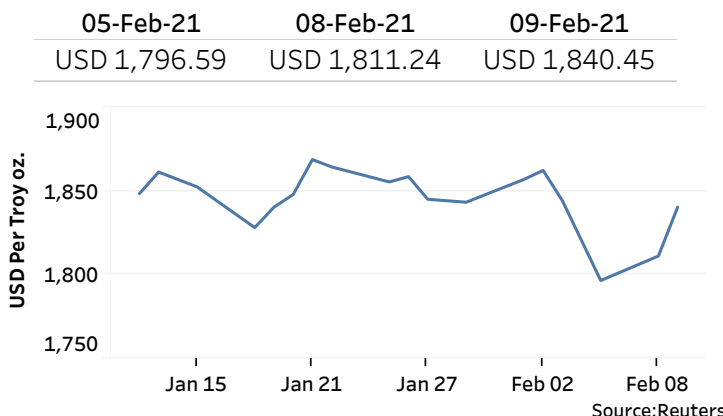
09-Feb-21	TT Buying	TT Selling
Rs. Per Unit		
USD	192.5700	196.8100
GBP	263.9340	271.2625
EUR	231.1213	237.9966
JPY	1.8260	1.8775

Indicative USD Spot Exchange Rate



Source: Central Bank of Sri Lanka

Gold Price

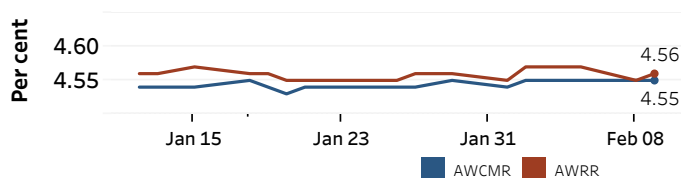


Source: Reuters

Money Market

Policy Rates: SDF Rate: 4.50% SLF Rate: 5.50% Bank Rate: 8.50% SRR: 2.00%

Overnight Money Market Rates



08-Feb-21 09-Feb-21

Overnight Liquidity (Rs. bn) 128.87 124.52

Yield Rates of T-Bills

	Primary Market	Secondary Market
	05-Feb-21	08-Feb-21
91 Day	4.70	4.62
182 Day	4.78	4.59
364 Day	5.02	4.92

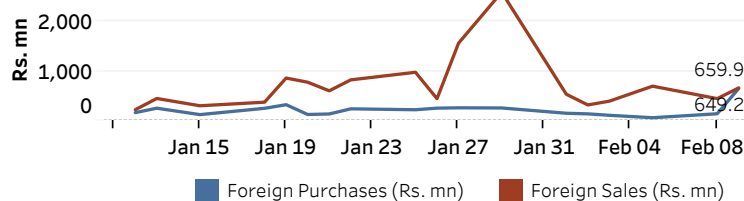
Source: Central Bank of Sri Lanka

Share Market

	09-Feb-21
ASPI	7,963.77
S&P SL20	3,169.92
Daily Turnover	Rs. 4,946.08 mn

Market Capitalisation	PE Ratio
Rs. 3,481.43 bn	14.1

Foreign Purchases and Sales

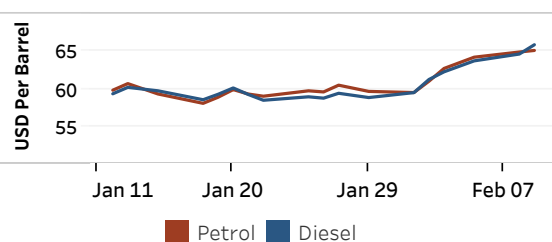


Source: Colombo Stock Exchange

Energy

Refined Oil Products - Singapore Market

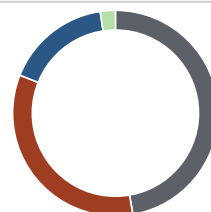
USD per Barrel	Petrol	Diesel
09-Feb-21	65.10	65.86



Source: Reuters

Electricity Generation

	09-Feb-21
Total Energy (GWh)	41.60
Peak Demand (MW)	2,479.72



Per cent	Source
47.3	Thermal Coal
33.7	Thermal Oil
16.6	Hydro
2.4	Wind

Source: Ceylon Electricity Board