

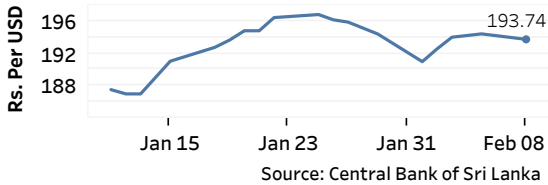


Real GDP 2020 Q3: 1.5% NCPI Y-o-Y Change (2013=100) Dec: 4.6% CCPI Y-o-Y Change (2013=100) Jan: 3.0%

Exchange Rates

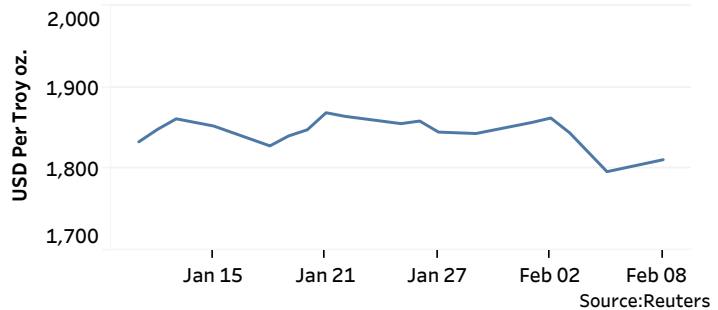
08-Feb-21		
Rs. Per Unit	TT Buying	TT Selling
USD	191.9670	196.5069
GBP	262.2619	269.8318
EUR	229.7645	236.7012
JPY	1.8178	1.8648

Indicative USD Spot Exchange Rate



Gold Price

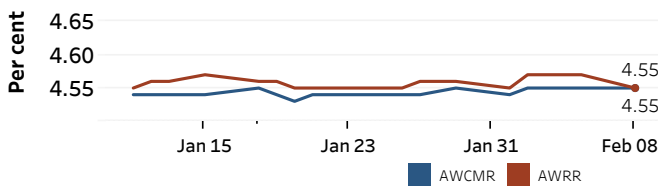
03-Feb-21	05-Feb-21	08-Feb-21
USD 1,844.34	USD 1,796.59	USD 1,811.24



Money Market

Policy Rates: SDF Rate: 4.50% SLF Rate: 5.50% Bank Rate: 8.50% SRR: 2.00%

Overnight Money Market Rates



Yield Rates of T-Bills

	Primary Market	Secondary Market
	05-Feb-21	05-Feb-21
91 Day	4.70	4.62
182 Day	4.78	4.76
364 Day	5.02	5.01

	05-Feb-21	08-Feb-21
Overnight Liquidity (Rs. bn)	116.49	128.87

Source: Central Bank of Sri Lanka

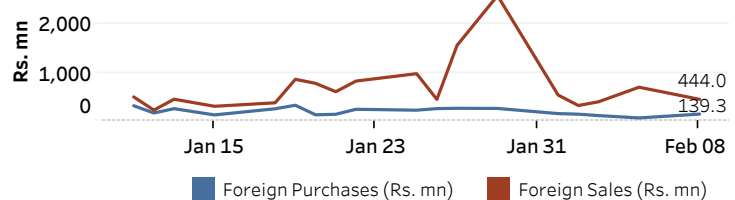
Share Market

08-Feb-21		
ASPI	▼	8,113.26
S&P SL20	▼	3,227.66

Daily Turnover
Rs. 4,799.42 mn

Market Capitalisation	PE Ratio
Rs. 3,546.75 bn	14.1

Foreign Purchases and Sales

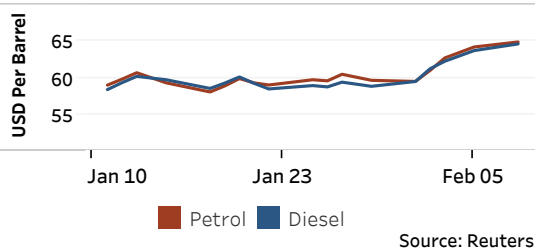


Source: Colombo Stock Exchange

Energy

Refined Oil Products - Singapore Market

USD per Barrel	Petrol	Diesel
08-Feb-21	64.89	64.62



Electricity Generation

	08-Feb-21
Total Energy (GWh)	41.58
Peak Demand (MW)	2,440.60

