

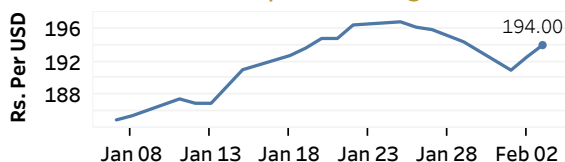


Real GDP 2020 Q3: 1.5% NCPI Y-o-Y Change (2013=100) Dec: 4.6% CCPI Y-o-Y Change (2013=100) Jan: 3.0%

Exchange Rates

| 03-Feb-21 | | |
|--------------|-----------|------------|
| Rs. Per Unit | TT Buying | TT Selling |
| USD | 192.3200 | 197.6200 |
| GBP | 263.3040 | 270.8754 |
| EUR | 231.0596 | 238.8794 |
| JPY | 1.8333 | 1.8878 |

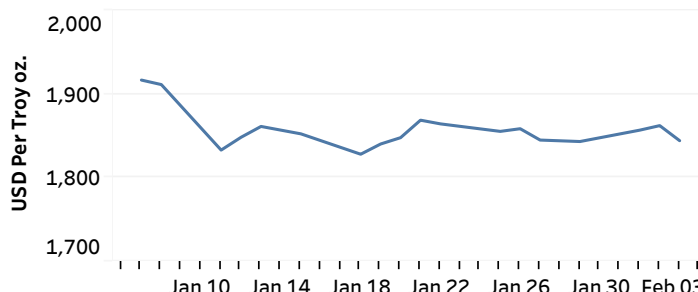
Indicative USD Spot Exchange Rate



Source: Central Bank of Sri Lanka

Gold Price

| 01-Feb-21 | 02-Feb-21 | 03-Feb-21 |
|--------------|--------------|--------------|
| USD 1,856.95 | USD 1,862.34 | USD 1,844.34 |

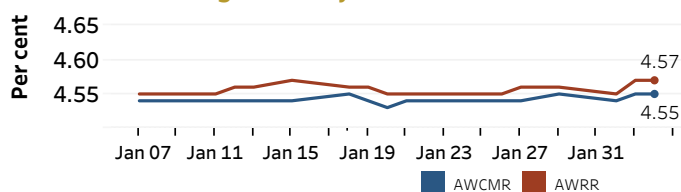


Source: Reuters

Money Market

Policy Rates: SDF Rate: 4.50% SLF Rate: 5.50% Bank Rate: 8.50% SRR: 2.00%

Overnight Money Market Rates



02-Feb-21 03-Feb-21

Overnight Liquidity (Rs. bn) 115.73 113.04

Yield Rates of T-Bills

| | Primary Market | Secondary Market |
|---------|----------------|------------------|
| | 29-Jan-21 | 02-Feb-21 |
| 91 Day | 4.69 | 4.47 |
| 182 Day | 4.75 | 4.73 |
| 364 Day | 4.98 | 4.82 |

Source: Central Bank of Sri Lanka

Share Market

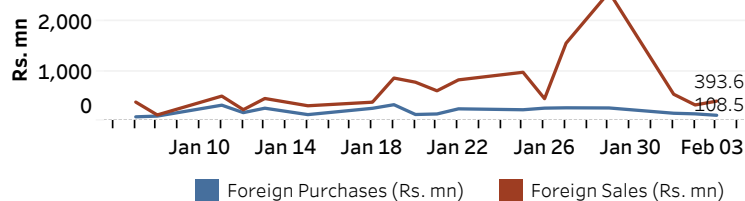
| 03-Feb-21 | | |
|-----------|---|----------|
| ASPI | ▲ | 8,244.50 |
| S&P SL20 | ▲ | 3,293.45 |

Daily Turnover

Rs. 6,224.36 mn

| Market Capitalisation | PE Ratio |
|-----------------------|----------|
| Rs. 3,604.12 bn | 13.7 |

Foreign Purchases and Sales

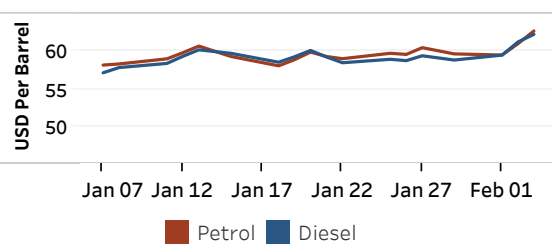


Source: Colombo Stock Exchange

Energy

Refined Oil Products - Singapore Market

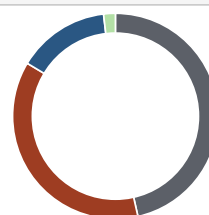
| USD per Barrel | Petrol | Diesel |
|----------------|--------|--------|
| 03-Feb-21 | 62.70 | 62.25 |



Source: Reuters

Electricity Generation

| 03-Feb-21 | |
|--------------------|----------|
| Total Energy (GWh) | 42.19 |
| Peak Demand (MW) | 2,401.20 |



Per cent
46.5
37.1
14.6
1.8

- Thermal Coal
- Thermal Oil
- Hydro
- Wind

Source: Ceylon Electricity Board