



Real GDP 2020 Q3: 1.5% NCPI Y-o-Y Change (2013=100) Dec: 4.6% CCPI Y-o-Y Change (2013=100) Jan: 3.0%

Exchange Rates

02-Feb-21		
Rs. Per Unit	TT Buying	TT Selling
USD	190.4000	195.5000
GBP	260.5735	268.0550
EUR	229.5316	236.7631
JPY	1.8132	1.8702

Indicative USD Spot Exchange Rate



Source: Central Bank of Sri Lanka

Gold Price

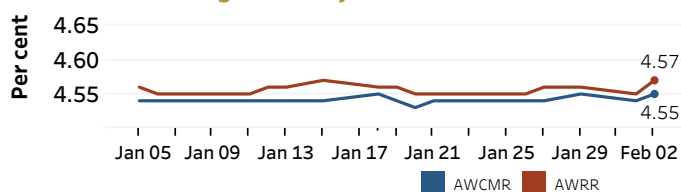


Source: Reuters

Money Market

Policy Rates: SDF Rate: 4.50% SLF Rate: 5.50% Bank Rate: 8.50% SRR: 2.00%

Overnight Money Market Rates



01-Feb-21 02-Feb-21

Overnight Liquidity (Rs. bn) 120.53 115.73

Yield Rates of T-Bills

	Primary Market	Secondary Market
	29-Jan-21	01-Feb-21
91 Day	4.69	4.61
182 Day	4.75	4.73
364 Day	4.98	4.94

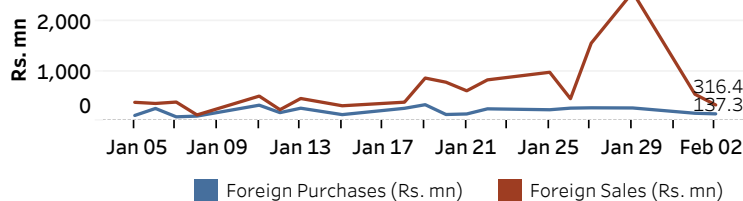
Source: Central Bank of Sri Lanka

Share Market

02-Feb-21		
ASPI	▼	8,005.32
S&P SL20	▼	3,187.38
Daily Turnover		
Rs. 6,931.10 mn		

Market Capitalisation	PE Ratio
Rs. 3,499.56 bn	13.4

Foreign Purchases and Sales

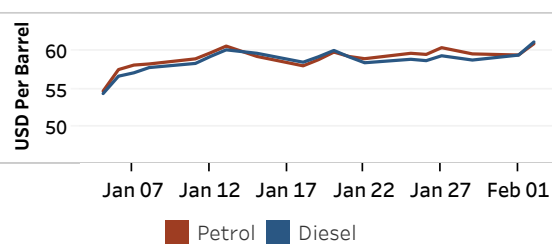


Source: Colombo Stock Exchange

Energy

Refined Oil Products - Singapore Market

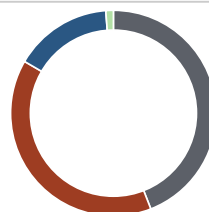
USD per Barrel	Petrol	Diesel
02-Feb-21	61.00	61.23



Source: Reuters

Electricity Generation

02-Feb-21	
Total Energy (GWh)	41.31
Peak Demand (MW)	2,470.00



Source: Ceylon Electricity Board