

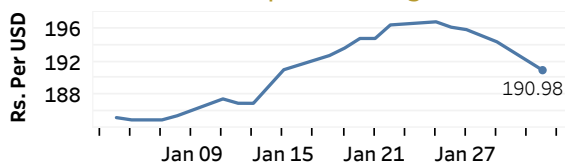


Real GDP 2020 Q3: 1.5% NCPI Y-o-Y Change (2013=100) Dec: 4.6% CCPI Y-o-Y Change (2013=100) Jan: 3.0%

Exchange Rates

| 01-Feb-21 | TT Buying | TT Selling |
|--------------|-----------|------------|
| Rs. Per Unit | | |
| USD | 188.6300 | 193.1700 |
| GBP | 258.6512 | 265.4954 |
| EUR | 228.2932 | 234.8034 |
| JPY | 1.8001 | 1.8497 |

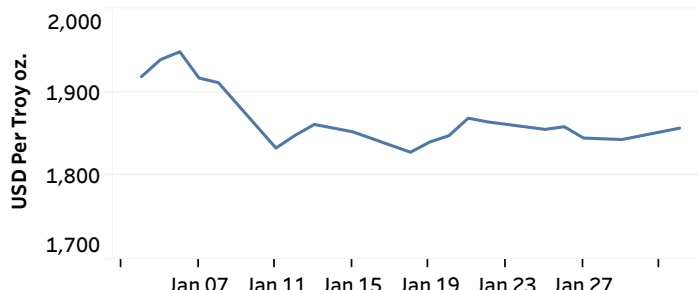
Indicative USD Spot Exchange Rate



Source: Central Bank of Sri Lanka

Gold Price

| 27-Jan-21 | 29-Jan-21 | 01-Feb-21 |
|--------------|--------------|--------------|
| USD 1,845.10 | USD 1,843.34 | USD 1,856.95 |

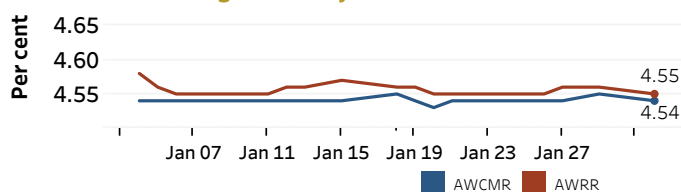


Source: Reuters

Money Market

Policy Rates: SDF Rate: 4.50% SLF Rate: 5.50% Bank Rate: 8.50% SRR: 2.00%

Overnight Money Market Rates



29-Jan-21 01-Feb-21

| Overnight Liquidity (Rs. bn) | 29-Jan-21 | 01-Feb-21 |
|------------------------------|-----------|-----------|
| | 116.14 | 120.53 |

Yield Rates of T-Bills

| | Primary Market | Secondary Market |
|---------|----------------|------------------|
| | 29-Jan-21 | 29-Jan-21 |
| 91 Day | 4.69 | 4.64 |
| 182 Day | 4.75 | 4.74 |
| 364 Day | 4.98 | 4.80 |

Source: Central Bank of Sri Lanka

Share Market

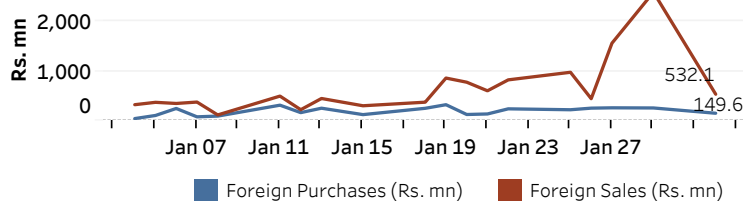
| | 01-Feb-21 |
|----------|-----------|
| ASPI | 8,567.07 |
| S&P SL20 | 3,439.15 |

Daily Turnover

Rs. 23,752.91 mn

| Market Capitalisation | PE Ratio |
|-----------------------|----------|
| Rs. 3,745.00 bn | 14.2 |

Foreign Purchases and Sales

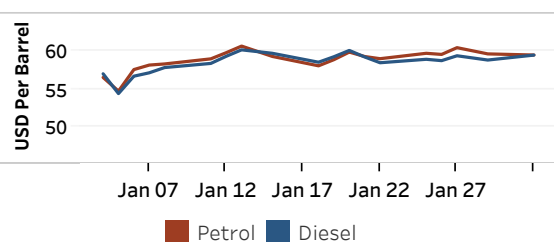


Source: Colombo Stock Exchange

Energy

Refined Oil Products - Singapore Market

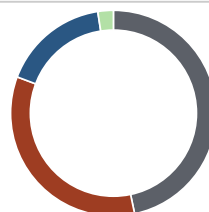
| USD per Barrel | Petrol | Diesel |
|----------------|--------|--------|
| 01-Feb-21 | 59.49 | 59.48 |



Source: Reuters

Electricity Generation

| | 01-Feb-21 |
|--------------------|-----------|
| Total Energy (GWh) | 40.73 |
| Peak Demand (MW) | 2,380.10 |



Source: Ceylon Electricity Board