

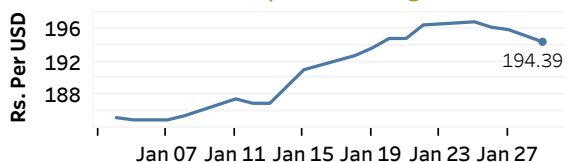


Real GDP 2020 Q3: 1.5% NCPI Y-o-Y Change (2013=100) Dec: 4.6% CCPI Y-o-Y Change (2013=100) Jan: 3.0%

Exchange Rates

29-Jan-21		
Rs. Per Unit	TT Buying	TT Selling
USD	189.6615	194.4435
GBP	259.8668	266.6941
EUR	229.1927	235.5134
JPY	1.8135	1.8612

Indicative USD Spot Exchange Rate



Source: Central Bank of Sri Lanka

Gold Price

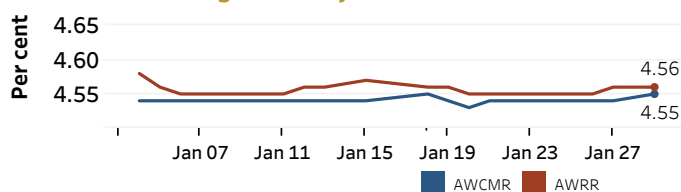


Source: Reuters

Money Market

Policy Rates: SDF Rate: 4.50% SLF Rate: 5.50% Bank Rate: 8.50% SRR: 2.00%

Overnight Money Market Rates



27-Jan-21 29-Jan-21

Overnight Liquidity (Rs. bn) 123.23 116.14

Yield Rates of T-Bills

	Primary Market	Secondary Market
	22-Jan-21	27-Jan-21
91 Day	4.70	4.65
182 Day	4.77	4.77
364 Day	4.99	4.68

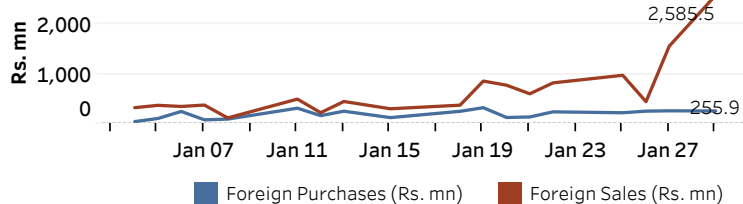
Source: Central Bank of Sri Lanka

Share Market

29-Jan-21		
ASPI	▼	8,668.07
S&P SL20	▲	3,514.18
Daily Turnover		
Rs. 13,418.39 mn		

Market Capitalisation	PE Ratio
Rs. 3,789.15 bn	14.4

Foreign Purchases and Sales

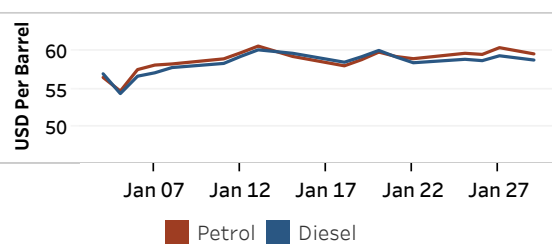


Source: Colombo Stock Exchange

Energy

Refined Oil Products - Singapore Market

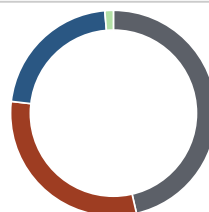
USD per Barrel	Petrol	Diesel
29-Jan-21	59.64	58.82



Source: Reuters

Electricity Generation

29-Jan-21	
Total Energy (GWh)	42.20
Peak Demand (MW)	2,456.50



Per cent	Source
46.4	Thermal Coal
30.4	Thermal Oil
21.8	Hydro
1.3	Wind

Source: Ceylon Electricity Board