

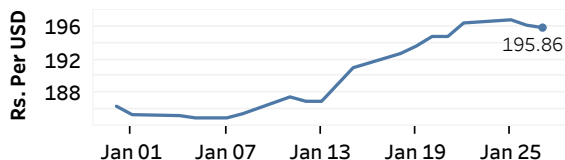


Real GDP 2020 Q3: 1.5% NCPI Y-o-Y Change (2013=100) Dec: 4.6% CCPI Y-o-Y Change (2013=100) Dec: 4.2%

### Exchange Rates

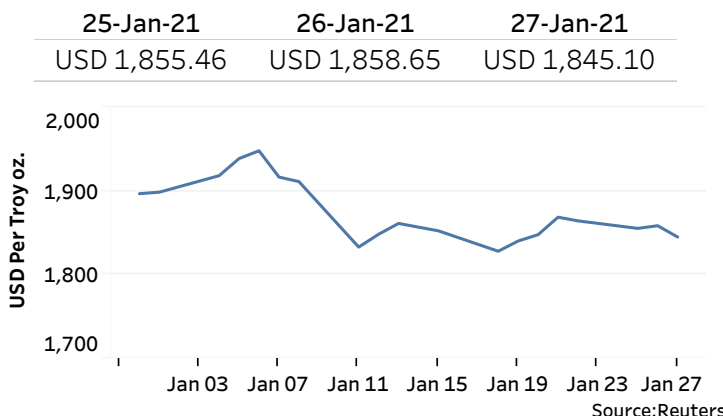
27-Jan-21		
Rs. Per Unit	TT Buying	TT Selling
USD	193.1921	198.2435
GBP	264.4779	272.8538
EUR	233.7095	241.8405
JPY	1.8504	1.9233

#### Indicative USD Spot Exchange Rate



Source: Central Bank of Sri Lanka

### Gold Price

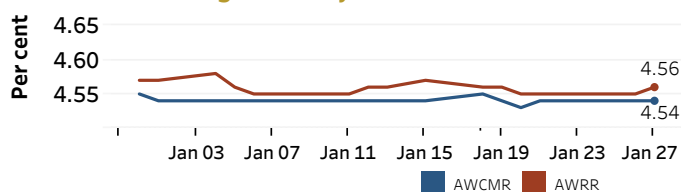


Source: Reuters

### Money Market

Policy Rates: SDF Rate: 4.50% SLF Rate: 5.50% Bank Rate: 8.50% SRR: 2.00%

#### Overnight Money Market Rates



#### Yield Rates of T-Bills

	Primary Market	Secondary Market
	22-Jan-21	26-Jan-21
91 Day	4.70	4.64
182 Day	4.77	4.77
364 Day	4.99	4.70

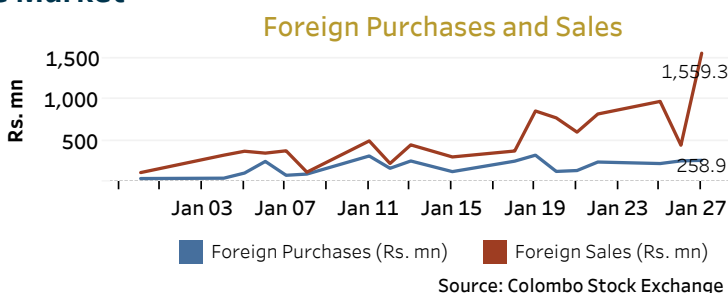
Source: Central Bank of Sri Lanka

	26-Jan-21	27-Jan-21
Overnight Liquidity (Rs. bn)	124.92	123.23

### Share Market

27-Jan-21		
ASPI	▲	8,812.01
S&P SL20	▲	3,505.33
Daily Turnover		
Rs. 14,409.65 mn		

Market Capitalisation	PE Ratio
Rs. 3,852.07 bn	14.7

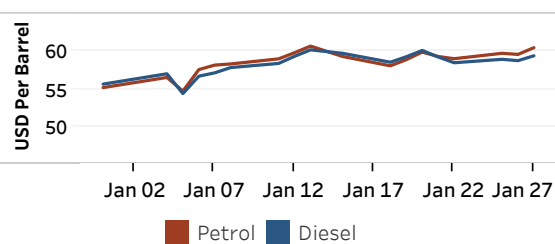


Source: Colombo Stock Exchange

### Energy

#### Refined Oil Products - Singapore Market

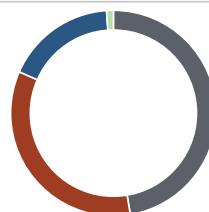
USD per Barrel	Petrol	Diesel
27-Jan-21	60.47	59.39



Source: Reuters

#### Electricity Generation

	27-Jan-21
Total Energy (GWh)	41.52
Peak Demand (MW)	2,463.50



Per cent	Source
47.4	Thermal Coal
34.2	Thermal Oil
17.4	Hydro
1.0	Wind

Source: Ceylon Electricity Board