



Real GDP 2020 Q3: 1.5% NCPI Y-o-Y Change (2013=100) Dec: 4.6% CCPI Y-o-Y Change (2013=100) Dec: 4.2%

Exchange Rates

26-Jan-21	TT Buying	TT Selling
Rs. Per Unit		
USD	192.4000	198.8000
GBP	265.0271	272.8418
EUR	234.5731	242.1688
JPY	1.8654	1.9257

Indicative USD Spot Exchange Rate



Source: Central Bank of Sri Lanka

Gold Price

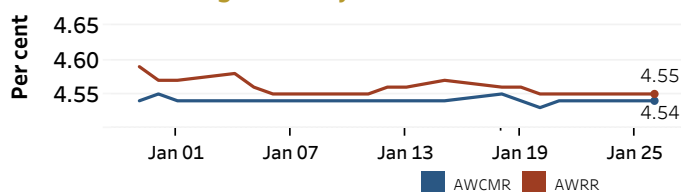


Source: Reuters

Money Market

Policy Rates: SDF Rate: 4.50% SLF Rate: 5.50% Bank Rate: 8.50% SRR: 2.00%

Overnight Money Market Rates



25-Jan-21 26-Jan-21

Overnight Liquidity (Rs. bn) 117.50 124.92

Yield Rates of T-Bills

	Primary Market	Secondary Market
	22-Jan-21	25-Jan-21
91 Day	4.70	4.64
182 Day	4.77	4.77
364 Day	4.99	4.99

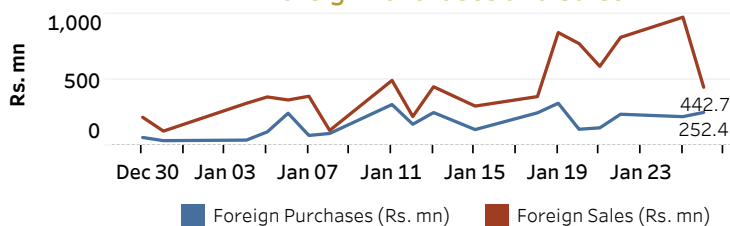
Source: Central Bank of Sri Lanka

Share Market

26-Jan-21	
ASPI	8,665.82
S&P SL20	3,504.05
Daily Turnover	
Rs. 11,436.93 mn	

Market Capitalisation	PE Ratio
Rs. 3,788.17 bn	14.4

Foreign Purchases and Sales

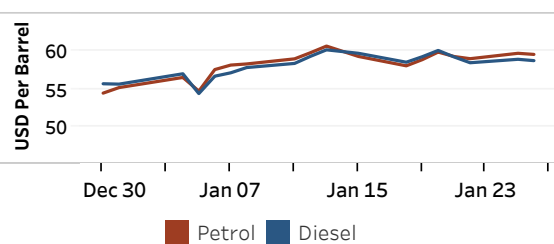


Source: Colombo Stock Exchange

Energy

Refined Oil Products - Singapore Market

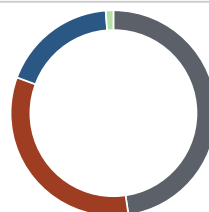
USD per Barrel	Petrol	Diesel
26-Jan-21	59.57	58.74



Source: Reuters

Electricity Generation

26-Jan-21	
Total Energy (GWh)	41.38
Peak Demand (MW)	2,466.60



Per cent	Source
47.7	Thermal Coal
33.0	Thermal Oil
18.2	Hydro
1.2	Wind

Source: Ceylon Electricity Board