

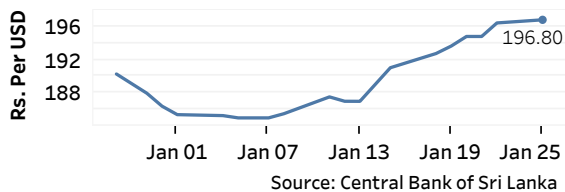


Real GDP 2020 Q3: 1.5% NCPI Y-o-Y Change (2013=100) Dec: 4.6% CCPI Y-o-Y Change (2013=100) Dec: 4.2%

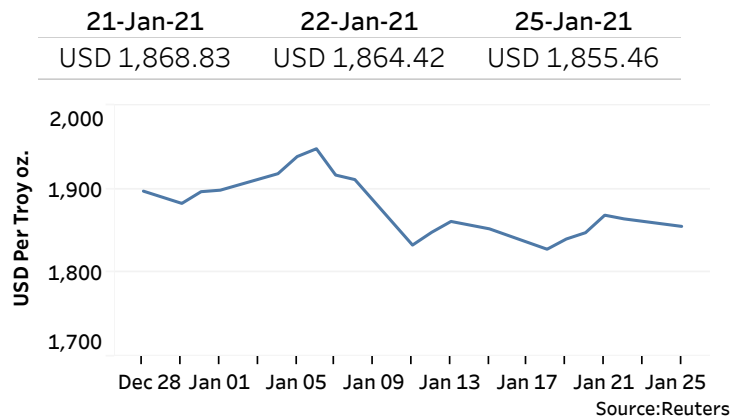
Exchange Rates

25-Jan-21	TT Buying	TT Selling
Rs. Per Unit		
USD	194.1900	199.6500
GBP	266.0805	274.1317
EUR	235.9899	243.5142
JPY	1.8749	1.9287

Indicative USD Spot Exchange Rate



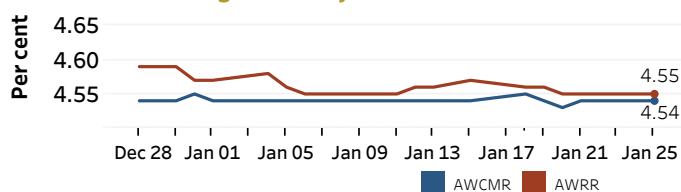
Gold Price



Money Market

Policy Rates: SDF Rate: 4.50% SLF Rate: 5.50% Bank Rate: 8.50% SRR: 2.00%

Overnight Money Market Rates



Yield Rates of T-Bills

	Primary Market	Secondary Market
	22-Jan-21	22-Jan-21
91 Day	4.70	4.68
182 Day	4.77	4.77
364 Day	4.99	4.97

Source: Central Bank of Sri Lanka

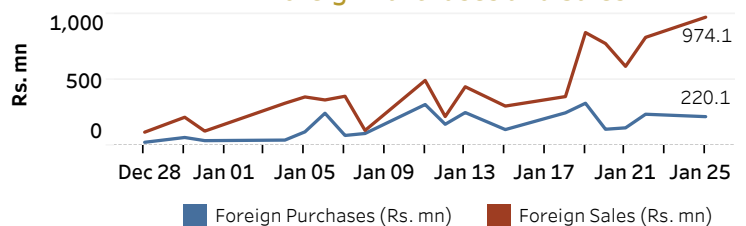
	22-Jan-21	25-Jan-21
Overnight Liquidity (Rs. bn)	121.40	117.50

Share Market

25-Jan-21		
ASPI	▲	8,694.35
S&P SL20	▲	3,500.82
Daily Turnover		
Rs. 14,990.06 mn		

Market Capitalisation	PE Ratio
Rs. 3,800.64 bn	14.5

Foreign Purchases and Sales

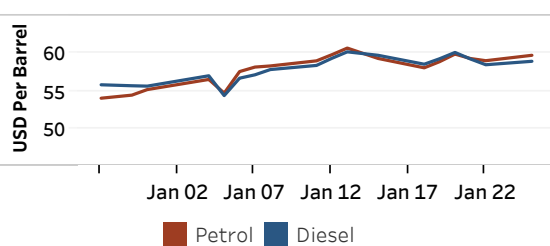


Source: Colombo Stock Exchange

Energy

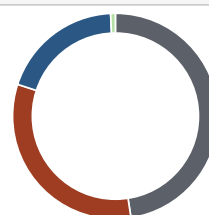
Refined Oil Products - Singapore Market

USD per Barrel	Petrol	Diesel
25-Jan-21	59.72	58.92



Electricity Generation

	25-Jan-21
Total Energy (GWh)	41.28
Peak Demand (MW)	2,482.80



Per cent	Source
47.6	Thermal Coal
32.4	Thermal Oil
19.3	Hydro
0.7	Wind

Source: Ceylon Electricity Board