

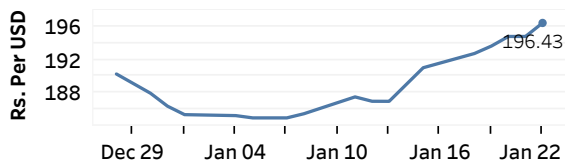


Real GDP 2020 Q3: 1.5% NCPI Y-o-Y Change (2013=100) Dec: 4.6% CCPI Y-o-Y Change (2013=100) Dec: 4.2%

### Exchange Rates

22-Jan-21		
Rs. Per Unit	TT Buying	TT Selling
USD	194.3125	199.1875
GBP	266.6446	274.4750
EUR	236.1862	243.4036
JPY	1.8835	1.9370

#### Indicative USD Spot Exchange Rate



Source: Central Bank of Sri Lanka

### Gold Price

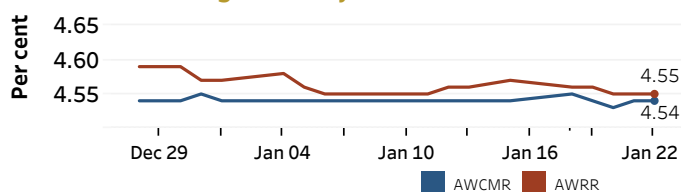


Source: Reuters

### Money Market

Policy Rates: SDF Rate: 4.50% SLF Rate: 5.50% Bank Rate: 8.50% SRR: 2.00%

#### Overnight Money Market Rates



21-Jan-21 22-Jan-21

Overnight Liquidity (Rs. bn) 160.12 121.40

#### Yield Rates of T-Bills

	Primary Market	Secondary Market
	15-Jan-21	21-Jan-21
91 Day	4.70	4.69
182 Day	4.78	4.81
364 Day	5.02	4.78

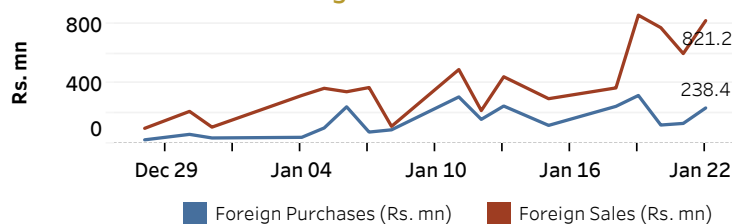
Source: Central Bank of Sri Lanka

### Share Market

22-Jan-21		
ASPI	▲	8,463.43
S&P SL20	▲	3,312.35
Daily Turnover		
Rs. 12,848.53 mn		

Market Capitalisation	PE Ratio
Rs. 3,699.69 bn	14.1

#### Foreign Purchases and Sales

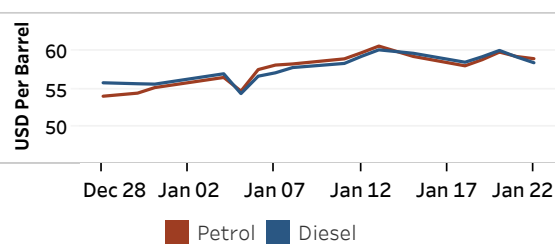


Source: Colombo Stock Exchange

### Energy

#### Refined Oil Products - Singapore Market

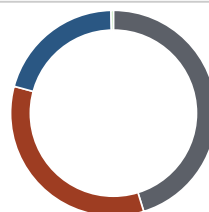
USD per Barrel	Petrol	Diesel
22-Jan-21	59.00	58.46



Source: Reuters

#### Electricity Generation

	22-Jan-21
Total Energy (GWh)	42.87
Peak Demand (MW)	2,511.70



Per cent	Source
45.2	Thermal Coal
34.0	Thermal Oil
20.4	Hydro
0.4	Wind

Source: Ceylon Electricity Board