

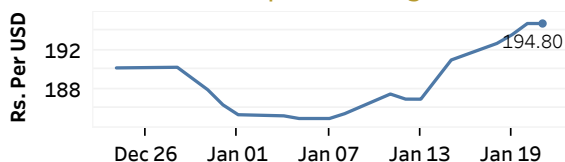


Real GDP 2020 Q3: 1.5% NCPI Y-o-Y Change (2013=100) Dec: 4.6% CCPI Y-o-Y Change (2013=100) Dec: 4.2%

Exchange Rates

21-Jan-21	TT Buying	TT Selling
Rs. Per Unit		
USD	193.1600	197.6800
GBP	263.4662	270.9590
EUR	232.6594	240.3180
JPY	1.8707	1.9174

Indicative USD Spot Exchange Rate



Source: Central Bank of Sri Lanka

Gold Price

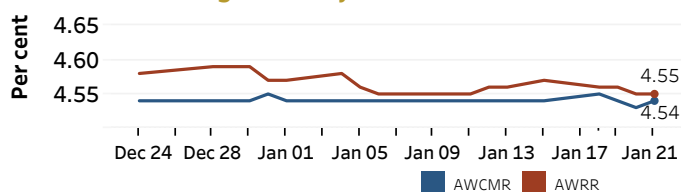


Source: Reuters

Money Market

Policy Rates: SDF Rate: 4.50% SLF Rate: 5.50% Bank Rate: 8.50% SRR: 2.00%

Overnight Money Market Rates



20-Jan-21 21-Jan-21

Overnight Liquidity (Rs. bn) 166.79 160.12

Yield Rates of T-Bills

	Primary Market	Secondary Market
	15-Jan-21	20-Jan-21
91 Day	4.70	4.69
182 Day	4.78	4.81
364 Day	5.02	4.78

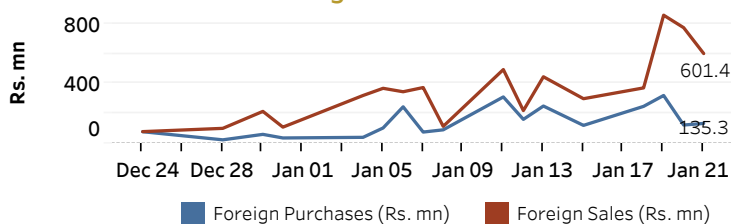
Source: Central Bank of Sri Lanka

Share Market

21-Jan-21		
ASPI	▲	8,131.25
S&P SL20	▲	3,196.73
Daily Turnover		
Rs. 14,202.42 mn		

Market Capitalisation	PE Ratio
Rs. 3,554.49 bn	13.5

Foreign Purchases and Sales

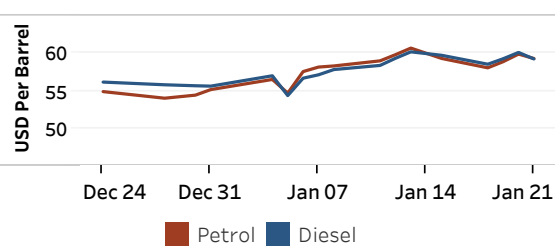


Source: Colombo Stock Exchange

Energy

Refined Oil Products - Singapore Market

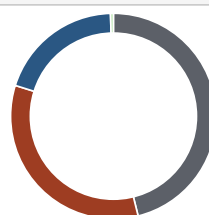
USD per Barrel	Petrol	Diesel
21-Jan-21	59.29	59.23



Source: Reuters

Electricity Generation

21-Jan-21	
Total Energy (GWh)	42.40
Peak Demand (MW)	2,058.00



Per cent	Source
46.2	Thermal Coal
33.7	Thermal Oil
19.7	Hydro
0.5	Wind

Source: Ceylon Electricity Board