

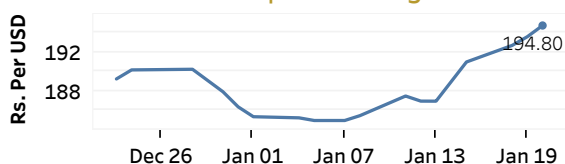


Real GDP 2020 Q3: 1.5%    NCPI Y-o-Y Change (2013=100) Nov: 5.2%    CCPI Y-o-Y Change (2013=100) Dec: 4.2%

### Exchange Rates

20-Jan-21	TT Buying	TT Selling
Rs. Per Unit		
USD	192.8513	198.2647
GBP	263.7529	272.0110
EUR	233.9688	241.3966
JPY	1.8605	1.9216

#### Indicative USD Spot Exchange Rate



Source: Central Bank of Sri Lanka

### Gold Price

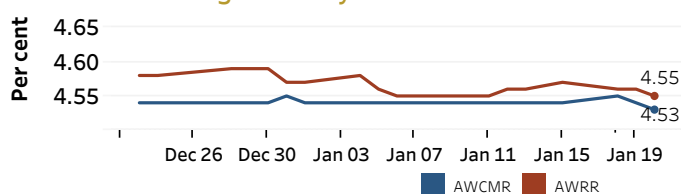


Source: Reuters

### Money Market

Policy Rates: SDF Rate: 4.50%    SLF Rate: 5.50%    Bank Rate: 8.50%    SRR: 2.00%

#### Overnight Money Market Rates



19-Jan-21    20-Jan-21

Overnight Liquidity (Rs. bn)    208.85    166.79

#### Yield Rates of T-Bills

	Primary Market	Secondary Market
	15-Jan-21	19-Jan-21
91 Day	4.70	4.70
182 Day	4.78	4.89
364 Day	5.02	4.78

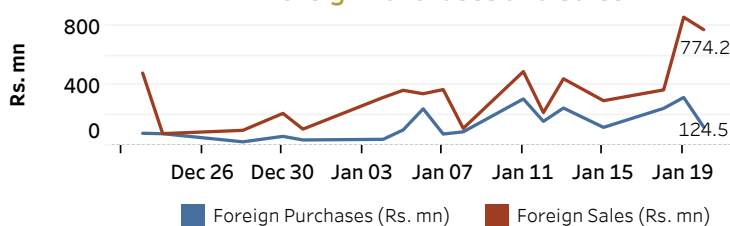
Source: Central Bank of Sri Lanka

### Share Market

20-Jan-21		
ASPI	▲	7,884.45
S&P SL20	▲	3,096.35
Daily Turnover		
Rs. 9,370.17 mn		

Market Capitalisation	PE Ratio
Rs. 3,446.60 bn	13.1

#### Foreign Purchases and Sales

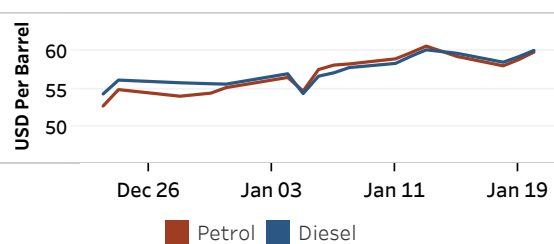


Source: Colombo Stock Exchange

### Energy

#### Refined Oil Products - Singapore Market

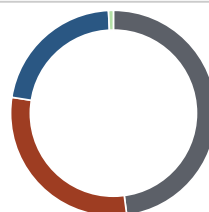
USD per Barrel	Petrol	Diesel
20-Jan-21	59.88	60.10



Source: Reuters

#### Electricity Generation

	20-Jan-21
Total Energy (GWh)	40.97
Peak Demand (MW)	2,470.48



Per cent	Source
47.9	Thermal Coal
29.5	Thermal Oil
21.8	Hydro
0.8	Wind

Source: Ceylon Electricity Board