

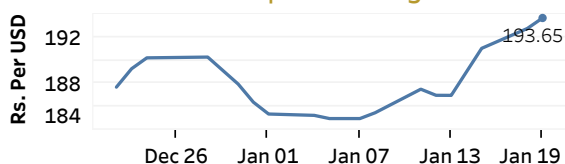


Real GDP 2020 Q3: 1.5% NCPI Y-o-Y Change (2013=100) Nov: 5.2% CCPI Y-o-Y Change (2013=100) Dec: 4.2%

Exchange Rates

19-Jan-21	TT Buying	TT Selling
Rs. Per Unit		
USD	190.8900	196.0500
GBP	260.4246	267.5104
EUR	231.1936	237.8727
JPY	1.8399	1.8931

Indicative USD Spot Exchange Rate



Source: Central Bank of Sri Lanka

Gold Price

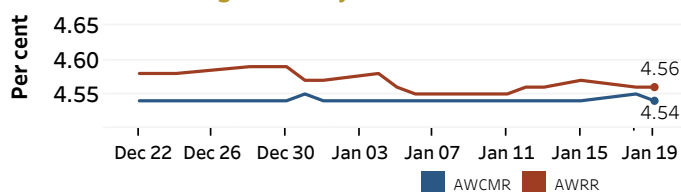


Source: Reuters

Money Market

Policy Rates: SDF Rate: 4.50% SLF Rate: 5.50% Bank Rate: 8.50% SRR: 2.00%

Overnight Money Market Rates



18-Jan-21 19-Jan-21

Overnight Liquidity (Rs. bn) 213.91 208.85

Yield Rates of T-Bills

	Primary Market	Secondary Market
	15-Jan-21	18-Jan-21
91 Day	4.70	4.66
182 Day	4.78	4.89
364 Day	5.02	5.00

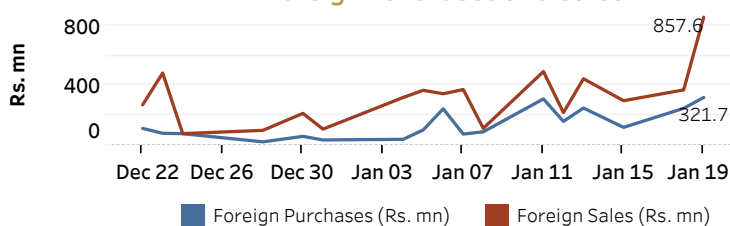
Source: Central Bank of Sri Lanka

Share Market

19-Jan-21	
ASPI	7,808.97
S&P SL20	3,059.03
Daily Turnover	
Rs. 11,417.24 mn	

Market Capitalisation	PE Ratio
Rs. 3,413.60 bn	13.0

Foreign Purchases and Sales

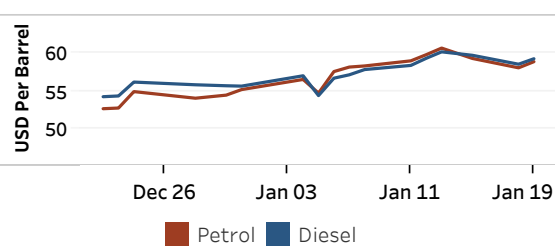


Source: Colombo Stock Exchange

Energy

Refined Oil Products - Singapore Market

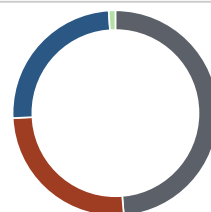
USD per Barrel	Petrol	Diesel
19-Jan-21	58.87	59.26



Source: Reuters

Electricity Generation

	19-Jan-21
Total Energy (GWh)	39.02
Peak Demand (MW)	2,389.84



Per cent	Source
48.7	Thermal Coal
25.5	Thermal Oil
24.7	Hydro
1.0	Wind

Source: Ceylon Electricity Board